

# Tools Catalogue



## 2nd Edition



one

*Electric Wet Saws & Specialised Machines  
Manual Tile Cutters  
Large Format Panel Cutters*

two

*Mixing Equipment & Surface Preparation  
Adhesive Tools  
Grouting & Grout Clean Up Equipment*

three

*Hole Cutting Equipment  
Diamond Pin & Core Drills  
Diamond Blades*

four

*Measuring & Layout Equipment  
RLS - Raimondi Levelling System  
Tile Spacers & Wedges*

five

*General Tools & Equipment  
Tile Nippers, Suction Cups & Knee Pads  
P.U. & Plastic Floats*

six

*BATSEAL - Silicone & Accessories  
Bathroom Style - Ceramic Soapholders  
BATSEAL - Cleaners & Sealers*

# COMPANY PROFILE

B.A.T. TRIMS Pty. Ltd. has been serving the Tiling Industry for more than 25 years. This solely Australian owned and operated family business started from humble beginnings in a 180 m<sup>2</sup> factory/warehouse in 1985 in Dandenong, Victoria. To date B.A.T. TRIMS is recognised as the most innovative supplier of Tiling Trims, Tiling Tools, and Allied Accessories in Australia.

Our strategically placed Branch Offices and Warehouses in Melbourne (Head Office and Manufacturing), Sydney, Brisbane, Perth, Adelaide, Albury-Wodonga and Townsville allows us to service our customers fast and efficiently with readily available product ex-local warehouse stock.

Our vast range of quality products is constantly brought up to the latest standards and our already large range of Tiling Trims is regularly complimented with new innovative designs in line with current and future changes and demands within the Tiling and Building Industries. We are in constant close association with Architects and Interior Designers.

As our target market is traditionally the professional portion of the Tiling Industry, we have been very selective in our choice of business associates and suppliers in order to maintain the highest possible standards of quality products available. We are proud to say that we enjoy the trust and respect of many overseas and local companies / suppliers and manufacturers of which we have a very close relationship with, and in some cases an Exclusive Distributor arrangement.

To name a few:

· RAIMONDI · MARCRIST · REHAU · SIGMA · KAUFMANN · ATIKA ·

In addition to our “Standard” range of products, we have the facilities and expertise to manufacture (in Melbourne), special customised products such as rolled/curved tiling trims, expansion joints etc.

Our aim is to continue and improve our service to the Tiling Industry over the next 25 years and beyond.



**one**

*Electric Wet Saws & Specialised Machines  
Manual Tile Cutters  
Large Format Panel Cutters & Mechanical Fixing*


1-30



**two**

*Mixing Equipment & Surface Preparation  
Adhesive Tools  
Grouting & Grout Clean Up Equipment*

31-58



**three**

*Hole Cutting Equipment  
Diamond Pin & Core Drills  
Diamond Blades*

59-72



**four**

*Measuring & Layout Equipment  
RLS - Raimondi Levelling System  
Tile Spacers & Wedges*

73-85



**five**

*General Tools & Equipment  
Tile Nippers, Suction Cups & Knee Pads  
P.U. & Plastic Floats*

86-98



**six**

*BATSEAL - Silicone & Accessories  
Bathroom Style - Ceramic Soapholders  
BATSEAL - Cleaners & Sealers*

99-106





### BAT-1000

#### BAT-1000 Wet Saw

- 520mm Cutting Length
- 1 hp Motor
- 200mm Blade

- For Cutting Porcelain, Ceramics, Marble and Granite
- Straight, 45° Bevel Cuts
- Plastic Water Tray
- Folding Legs
- Heavy Duty Water Pump

Blade Diameter	Bore Size	Cutting Thickness	Cutting Thickness 45°	Length of Cut	Width of Cut	Diagonal Cut	Clearance	Max. Thickness	Blade Down
∅ 200mm	∅ 25.4mm	30mm	25mm	520mm	∞	420 x 420mm	N/A	30mm	520mm

◇ Maximum length of cut on a 10mm tile with the blade fully lowered.

BAT-1000

1

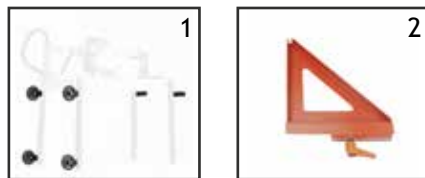


### RAI-EXP70-15

#### Raimondi Exploit 70 MY15

- 700mm Cutting Length
- 0.9 hp Motor
- 200mm Blade
- 34 Kg Dry Weight

- For Cutting Porcelain, Ceramics, Marble and Granite
- Straight, 45° Bevel and Plunge Cuts
- Removable Aluminium Tables
- Folding Legs
- Heavy Duty Water Pump



Blade Diameter	Bore Size	Cutting Thickness	Length of Cut	Width of Cut	Diagonal Cut	Clearance	Max. Thickness	Blade Down
∅ 200mm	∅ 25.4mm	45mm	700mm	∞	490 x 490mm	20mm	45mm	610mm

◇ Maximum length of cut on a 10mm tile with the blade fully lowered.

RAI-EXP70-15

Image	Code	Description
1	RAI-EXWHK	Raimondi Wheels & Handles Kit
2	RAI-SS4590R	Raimondi Sliding Square 45/90° - Right

### RAI-BOLT90

#### Raimondi Bolt 90

- 900mm Cutting Length
- 1.5 hp Motor
- 250mm Blade
- 46 Kg Dry Weight

### RAI-BOLT120

#### Raimondi Bolt 120

- 1200mm Cutting Length
- 1.5 hp Motor
- 250mm Blade
- 50 Kg Dry Weight

### RAI-BOLT150

#### Raimondi Bolt 150

- 1500mm Cutting Length
- 1.5 hp Motor
- 250mm Blade
- 54 Kg Dry Weight

- For Cutting Porcelain, Ceramics, Marble and Granite
- Straight, 45° Bevel and Plunge Cuts
- Removable Aluminium Tables
- Folding Legs
- Coated Metal Frame
- Heavy Duty Water Pump
- Adjustable Guide & 45/90 Square



	Blade Diameter	Bore Size	Cutting Thickness	Length of Cut	Width of Cut	Diagonal Cut	Clearance	Max. Thickness	Blade Down
--	----------------	-----------	-------------------	---------------	--------------	--------------	-----------	----------------	------------

RAI-BOLT90	ø 250mm	ø 25.4mm	55mm	900mm	∞	630 x 630mm	25mm	55mm	780mm
RAI-BOLT120	ø 250mm	ø 25.4mm	55mm	1200mm	∞	850 x 850mm	25mm	55mm	1080mm
RAI-BOLT150	ø 250mm	ø 25.4mm	55mm	1500mm	∞	1050 x 1050mm	25mm	55mm	1380mm

◇ Maximum length of cut on a 10mm tile with the blade fully lowered.

2

### Accessories


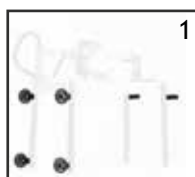


Image	Code	Description
1	RAI-EXWHK	Raimondi Wheels & Handles Kit
2	RAI-SS4590R	Raimondi Sliding Square 45/90° - Right
3	RAI-SS4590	Raimondi Sliding Square 45/90° - Left
4	RAI-ESSPZ	Raimondi Extension Side Square - Large





- For Cutting Porcelain, Ceramics, Marble and Granite
- Straight, 45° Bevel and Plunge Cuts
- Removable Aluminium Tables
- Folding Legs
- Coated Metal Frame
- Heavy Duty Water Pump
- Adjustable Guide & 45/90 Square

### RAI-MISTRAL90

#### Raimondi Mistral 90

- 900mm Cutting Length
- 3 hp Motor
- 350mm Blade
- 60 Kg Dry Weight

### RAI-MISTRAL120

#### Raimondi Mistral 120

- 1200mm Cutting Length
- 3 hp Motor
- 350mm Blade
- 65 Kg Dry Weight

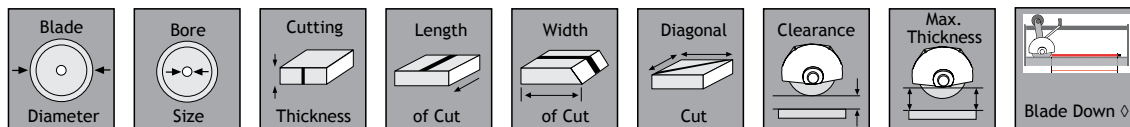


### RAI-MISTRAL150

#### Raimondi Mistral 150

- 1500mm Cutting Length
- 3 hp Motor
- 350mm Blade
- 69 Kg Dry Weight

3



◇ Maximum length of cut on a 10mm tile with the blade fully lowered.

	Blade Diameter	Bore Size	Cutting Thickness	Length of Cut	Width of Cut	Diagonal Cut	Clearance	Max. Thickness	Blade Down
RAI-MISTRAL90	ø 350mm	ø 25.4mm	100mm	900mm	∞	630 x 630mm	30mm	100mm	650mm
RAI-MISTRAL120	ø 350mm	ø 25.4mm	100mm	1200mm	∞	850 x 850mm	30mm	100mm	950mm
RAI-MISTRAL150	ø 350mm	ø 25.4mm	100mm	1500mm	∞	1050 x 1050mm	30mm	100mm	1250mm

## Accessories





Image	Code	Description
1	RAI-EXWHK	Raimondi Wheels & Handles Kit
2	RAI-SS4590R	Raimondi Sliding Square 45/90° - Right
3	RAI-SS4590	Raimondi Sliding Square 45/90° - Left
4	RAI-ESSPZ	Raimondi Extension Side Square - Large

### RAI-PIK85A

#### Raimondi Pikus 85 Advanced

- 850mm Cutting Length
- 1.5 hp Motor
- 250mm Blade
- 60 Kg Dry Weight



### RAI-PIK105A

#### Raimondi Pikus 105 Advanced

- 1050mm Cutting Length
- 1.5 hp Motor
- 250mm Blade
- 64 Kg Dry Weight



### RAI-PIK130A

#### Raimondi Pikus 130 Advanced

- 1300mm Cutting Length
- 1.5 hp Motor
- 250mm Blade
- 78 Kg Dry Weight



- For Cutting Porcelain, Ceramics, Marble and Granite
- Straight, 45° Bevel and Plunge Cuts
- Removable Aluminium Tables
- Telescopic Legs
- Plastic Water Tray
- Heavy Duty Water Pump
- Adjustable Guide & 45/90 Square

	Blade Diameter	Bore Size	Cutting Thickness	Cutting Thickness 45°	Length of Cut	Width of Cut	Diagonal Cut	Clearance	Max. Thickness	Blade Down
--	-------------------	--------------	----------------------	--------------------------	------------------	-----------------	-----------------	-----------	----------------	------------

RAI-PIK85A	ø 250mm	ø 25.4mm	80mm	55mm	850mm	∞	600 x 600mm	70mm	150mm	730mm
RAI-PIK105A	ø 250mm	ø 25.4mm	80mm	55mm	1050mm	∞	750 x 750mm	70mm	150mm	930mm
RAI-PIK130A	ø 250mm	ø 25.4mm	80mm	55mm	1300mm	∞	900 x 900mm	70mm	150mm	1180mm

◇ Maximum length of cut on a 10mm tile with the blade fully lowered.

### Accessories

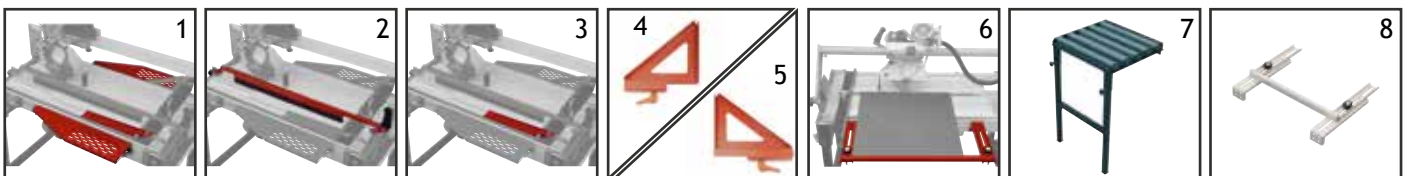


Image	Code	Description
1	RAI-FETPIK75	Raimondi Folding Extension Tables & 90° Sliding Square
2	RAI-PZ85THD	Raimondi Tile Holding Device - Suit RAI-PIK85A
2	RAI-PZ10THD	Raimondi Tile Holding Device - Suit RAI-PIK105A
2	RAI-PZ13THD	Raimondi Tile Holding Device - Suit RAI-PIK130A
3	RAI-SS90	Raimondi Sliding Square 90°
4	RAI-SS4590	Raimondi Sliding Square 45/90° - Left
5	RAI-SS4590PZ	Raimondi Sliding Square 45/90° - Right
6	RAI-ESSPZ	Raimondi Extension Side Square - Large
7	RAI-RETZOE5	Raimondi 5 Roller Extension Table
-	RAI-RETZOE10	Raimondi 10 Roller Extension Table (Image Not Shown)
8	RAI-ESSSA80	Raimondi Extension Side Square - Small





- For Cutting Porcelain, Ceramics, Marble and Granite
- Straight, 45° Bevel and Plunge Cuts
- Removable Aluminium Tables
- Telescopic Legs
- Plastic Water Tray
- Heavy Duty Water Pump
- Adjustable Guide & 45/90 Square

### RAI-ZOE85A

#### Raimondi Zoe 85 Advanced

- 850mm Cutting Length
- 3 hp Motor
- 360mm Blade
- 80 Kg Dry Weight

### RAI-ZOE105A

#### Raimondi Zoe 105 Advanced

- 1050mm Cutting Length
- 3 hp Motor
- 360mm Blade
- 84 Kg Dry Weight

### RAI-ZOE130A

#### Raimondi Zoe 130 Advanced

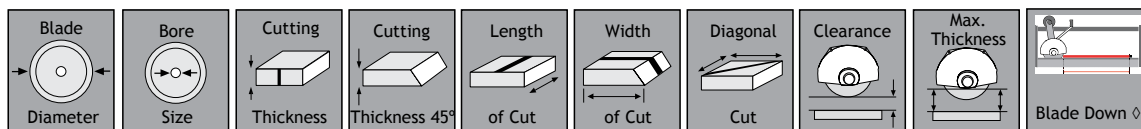
- 1300mm Cutting Length
- 3 hp Motor
- 360mm Blade
- 98 Kg Dry Weight

### RAI-ZOE155A

#### Raimondi Zoe 155 Advanced

- 1550mm Cutting Length
- 3 hp Motor
- 360mm Blade
- 106 Kg Dry Weight

5



◇ Maximum length of cut on a 10mm tile with the blade fully lowered.

Model	Blade Diameter	Bore Size	Cutting Thickness	Cutting Thickness 45°	Length of Cut	Width of Cut	Diagonal Cut	Clearance	Max. Thickness	Blade Down
RAI-ZOE85A	ø 360mm	ø 25.4mm	120mm	80mm	850mm	∞	600 x 600mm	180mm	240mm	600mm
RAI-ZOE105A	ø 360mm	ø 25.4mm	120mm	80mm	1050mm	∞	750 x 750mm	180mm	240mm	800mm
RAI-ZOE130A	ø 360mm	ø 25.4mm	120mm	80mm	1300mm	∞	900 x 900mm	180mm	240mm	1050mm
RAI-ZOE155A	ø 360mm	ø 25.4mm	120mm	80mm	1550mm	∞	1090 x 1090mm	180mm	240mm	1300mm

## Accessories

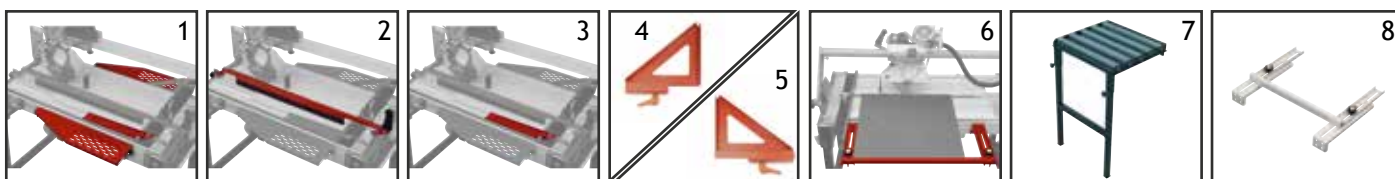


Image	Code	Description
1	RAI-FETPIK75	Raimondi Folding Extension Tables & 90° Sliding Square
2	RAI-PZ85THD	Raimondi Tile Holding Device - Suit RAI-ZOE85A
2	RAI-PZ10THD	Raimondi Tile Holding Device - Suit RAI-ZOE105A
2	RAI-PZ13THD	Raimondi Tile Holding Device - Suit RAI-ZOE130A
2	RAI-PZ15THD	Raimondi Tile Holding Device - Suit RAI-ZOE155A
3	RAI-SS90	Raimondi Sliding Square 90°
4	RAI-SS4590	Raimondi Sliding Square 45/90° - Left
5	RAI-SS4590PZ	Raimondi Sliding Square 45/90° - Right
6	RAI-ESSPZ	Raimondi Extension Side Square - Large
7	RAI-RETZOE5	Raimondi 5 Roller Extension Table
-	RAI-RETZOE10	Raimondi 10 Roller Extension Table (Image Not Shown)
8	RAI-ESSA80	Raimondi Extension Side Square - Small



## RAI-CM150M

### Raimondi CM150 Manual

- 1500mm Cutting Length
- 2.8 hp Motor
- 300mm Blade
- 150 Kg Dry Weight



- For Cutting Porcelain, Ceramics, Marble and Granite
- Straight, 45° Bevel and Plunge Cuts
- Precision Depth Adjustment
- Removable Legs
- Rigid Steel Construction
- Super Heavy Duty Water Pump
- Fixed Guide & Adjustable Square

Blade Diameter	Bore Size	Cutting Thickness	Cutting Thickness 45°	Length of Cut	Width of Cut	Diagonal Cut	Clearance	Max. Thickness	Blade Down
RAI-CM150M	RAI-CM150M	RAI-CM150M	RAI-CM150M	RAI-CM150M	RAI-CM150M	RAI-CM150M	RAI-CM150M	RAI-CM150M	RAI-CM150M
∅ 300mm ∅ 350mm	∅ 25.4mm	80mm 105mm	55mm 75mm	1500mm	∞	1060 x 1060mm	30mm 20mm	125mm	1500mm

◇ Maximum length of cut on a 10mm tile with the blade fully lowered.

## Accessories



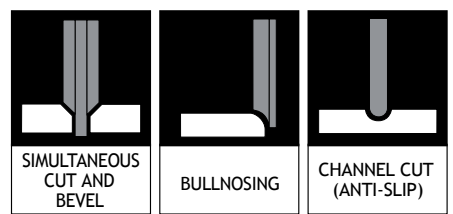
Image	Code	Description
1	RAI-CM150EB	Raimondi Extension Bench with Full Length Sliding Square
2	RAI-CM150THD	Raimondi Tile Holding Device
3	RAI-CM150EB45	Raimondi Sliding 45° Square for Extension Bench
4	RAI-CM150SS	Raimondi Set Square
5	RAI-ESSA80	Raimondi Extension Side Square - Small
6	RAI-RETZOE5	Raimondi 5 Roller Extension Table
7	RAI-RETZOE10	Raimondi 10 Roller Extension Table



**RAI-CM150A**

**Raimondi CM150 Auto**

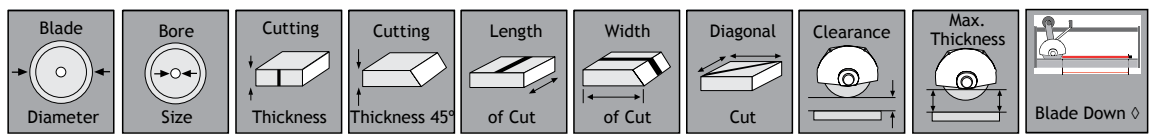
- 1500mm Cutting Length
- 2.8 hp Motor
- 300mm Blade
- 265 Kg Dry Weight



- For Cutting Porcelain, Ceramics, Marble and Granite
- Straight, 45° Bevel and Plunge Cuts
- Removable Aluminium Tables
- Removable Legs
- Plastic Water Tray
- Heavy Duty Water Pump
- Adjustable Guide & 45/90 Square
- Automated Cutting Process
- 5 Speed Motor Tracking



7



◇ Maximum length of cut on a 10mm tile with the blade fully lowered.

RAI-CM150A	∅ 300mm	∅ 30mm	80mm	55mm	1500mm	∞	1060 x 1060mm	0mm	90mm	1500mm
------------	---------	--------	------	------	--------	---	---------------	-----	------	--------

**Accessories**




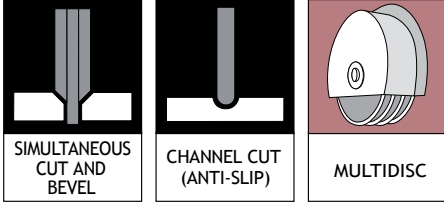
Image	Code	Description
1	RAI-CM150EB	Raimondi Extension Bench with Full Length Sliding Square - Suit CM150
2	RAI-CM150THD	Raimondi Tile Holding Device - Suit RAI-CM150
3	RAI-CM150EB45	Raimondi Sliding 45° Square for Extension Bench - Suit RAI-CM150EB
4	RAI-CM150SS	Raimondi Set Square - Suit RAI-CM150
5	RAI-ESSSA80	Raimondi Extension Side Square - Small
6	RAI-RETZOE5	Raimondi 5 Roller Extension Table
7	RAI-RETZOE10	Raimondi 10 Roller Extension Table



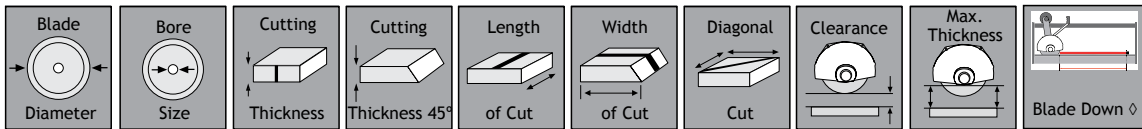
## RAI-CM180A

### Raimondi CM180 Auto

- 1800mm Cutting Length
- 3 hp Motor
- 360mm Blade
- 450 Kg Dry Weight



- For Cutting Porcelain, Ceramics, Marble and Granite
- Straight, 45° Bevel and Plunge Cuts
- 1/2 Bullnose, Tread Grooves & Multiple Cuts
- Height Adjustable/Levelling Legs
- External Plastic Tank On Wheels
- Heavy Duty Water Pump
- Adjustable Guide & 45/90 Square
- Automated Cutting Process
- 5 Speed Motor Tracking



RAI-CM180A     $\varnothing$  360mm     $\varnothing$  30mm    120mm    65mm    1800mm     $\infty$     1250 x 1250mm    60mm    120mm    1800mm

◇ Maximum length of cut on a 10mm tile with the blade fully lowered.

## Accessories



Image	Code	Description
1	RAI-CM180MDCK	Raimondi Multi Blade Housing & Extension Shaft - Suit CM180
2	RAI-CM180MDGK	Raimondi Multi Blade Flanges Kit - Suit RAI-CM180MDCK
3	RAI-CM150EB45	Raimondi Sliding 45° Square - Suit RAI-CM150EB
4	RAI-CM180THD	Raimondi Tile Holding Device - Suit RAI-CM180
5	RAI-ESSA80	Raimondi Extension Side Square - Small
6	RAI-RETZOE5	Raimondi 5 Roller Extension Table
7	RAI-RETZOE10	Raimondi 10 Roller Extension Table



## RAI-MAXICUT

### Raimondi Maxi-Cut

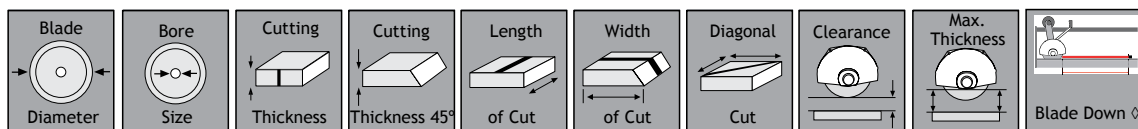
- 2000mm Cutting Length
- 3 hp Motor
- 300mm Blade
- 145 Kg Dry Weight



- For Cutting Porcelain, Ceramics, Marble and Granite
- Straight Cuts
- Removable Aluminium Tables
- Telescopic Legs
- Plastic Water Tank
- Heavy Duty Water Pump
- Adjustable Guide & 45/90 Square
- Wheel Operated Cutting Feed
- Equipped with Laser Line
- Two Sets of Blade Flanges (90mm Standard & 200mm for Max Rigidity)



9



◇ Maximum length of cut on a 10mm tile with the blade fully lowered.

RAI-MAXICUT    ∅ 300mm    ∅ 25.4mm    50mm    N/A    2000mm    ∞    1400 x 1400mm    N/A    50mm    2000mm

## Accessories



Image	Code	Description
1	RAI-FETPIK75	Raimondi Folding Extension Tables & 90° Sliding Square
2	RAI-SS90	Raimondi Sliding Square 90°
3	RAI-SS4590	Raimondi Sliding Square 45/90° - Left
4	RAI-SS4590PZ	Raimondi Sliding Square 45/90° - Right
5	RAI-ESSPZ	Raimondi Extension Side Square - Large
6	RAI-RETZOE5	Raimondi 5 Roller Extension Table
-	RAI-RETZOE10	Raimondi 10 Roller Extension Table
7	RAI-ESSA80	Raimondi Extension Side Square - Small

## RAI-SA80

### Raimondi SA 80

- 800mm Cutting Length
- 3 hp Motor
- 350mm Blade
- 77 Kg Dry Weight



- For Cutting Thicker Materials, Bricks, Pavers, Stones etc.
- From 120mm to 250mm Cutting Depth (Depending on the Specific Machine)
- Straight, 45° Bevel and Plunge Cuts
- Sliding Table
- Telescopic Legs
- Plastic Water Tray
- Heavy Duty Water Pump
- Various Guides and Accessories

## RAI-SHERPA

### Raimondi Sherpa

- 700mm Cutting Length
- 3.3 hp Motor
- 630mm Blade
- 137 Kg Dry Weight



	Blade Diameter	Bore Size	Single Pass Thickness	Double Pass Thickness	Cutting Thickness 45°	Length of Cut	Width of Cut	Diagonal Cut	Clearance	Max. Thickness
--	-------------------	--------------	-----------------------------	-----------------------------	--------------------------	------------------	-----------------	-----------------	-----------	-------------------

RAI-SA80	ø 350mm	ø 25.4mm	120mm	170mm	65mm	800mm	600mm	500 x 500mm	170mm	170mm
RAI-SHERPA	ø 630mm	ø 30mm	250mm	250mm	130mm	700mm	600mm	490 x 490mm	110mm	250mm

◊ RAI-SHERPA  
Maximum length of cut is 700mm for material up to 140mm thick  
.....  
Maximum length of cut is 420mm for material up to 250mm thick

## Accessories



Image	Code	Description
1	RAI-ESSA80	Raimondi Extension Side Square - Small
2	RAI-HANSA09	Raimondi Handles - Suit RAI-SHERPA
3	RAI-SSA80	Raimondi Adjustable Square - Suit RAI-SA80 & RAI-SHERPA
4	RAI-FPSA80	Raimondi Foot Pedal - Suit RAI-SA80
-	RAI-FPSHERPA	Raimondi Foot Pedal - Suit RAI-SHERPA (Image Not Shown)
5	RAI-EBSA80	Raimondi Extension Side Tables - Suit RAI-SA80



- For Cutting Porcelain, Ceramics, Marble and Granite
  - Straight, 45° Bevel
  - Folding Support Bench
  - Plastic Water Tray
  - No Water Pump
  - Adjustable Guide & 45/90° Square
  - **SIG-85G and SIG-85G1 (Accessories Image 1) are both optional items. They are not supplied with the machine.**
- Allows For Unlimited Straight Cutting Length



### SIG-9M2

**Sigma 9M1 & Sigma 63A**

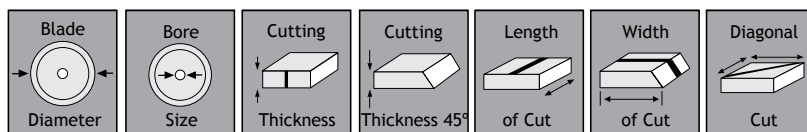
- 550mm Cutting Length
- 1.5 hp Motor
- 250mm Blade
- 41 Kg (Including SIG-63A Stand)

### SIG-10M9

**Sigma 10M9**

- 750mm Cutting Length
- 3 hp Motor
- 300mm Blade
- 63 Kg (Including SIG-62A Stand)

11



<sup>1</sup> Maximum length of cut can be made unlimited by using the optional square

<sup>2</sup> Maximum width of cut is limited by the blade guard support.

SIG-9M2	ø 250mm	ø 30mm	60mm	50mm	550mm	550mm	400 x 400mm
SIG-10M9	ø 300mm	ø 30mm	80mm	70mm	750mm	750mm	500 x 500mm

## Accessories



Image	Code	Description
1	SIG-85G1	Sigma Adjustable Square and Ruler Guide - Suit SIG-9M2
1	SIG-85G	Sigma Adjustable Square and Ruler Guide - Suit SIG-10M9
2	SIG-80A	Sigma Sliding Square 90° 330mm length - Suit SIG-9M2 & SIG-10M9
3	SIG-90F	Sigma Swivel Measurement Bar +45° 0° -45° - Suit SIG-9M2
3	SIG-90G	Sigma Swivel Measurement Bar +45° 0° -45° - Suit SIG-10M9
4	SIG-63A	Sigma Folding Support Bench - Suit SIG-9M2
4	SIG-62A	Sigma Folding Support Bench - Suit SIG-10M9
5	SIG-108615	Sigma Clamping Knob - Suit SIG-90F & G

## RAI-BULLDOG

### Raimondi Bulldog Adv

- 800mm Cutting Length
- (1200mm with Extensions)
- 1.5 hp Motor
- ½ Bullnose, 45° & 90° Wheels
- 75 Kg Dry Weight
- Supplied With 1 x RAI-BSW10R



## RAI-BULLDOGM

### Raimondi Bulldog Adv - Manual

- 1200mm Cutting Length
- 1.5 hp Motors
- ½ Bullnose, 45° & 90° Wheels
- 99 Kg Dry Weight
- Supplied With 1 x RAI-BSW10R



## RAI-BULLDOGA

### Raimondi Bulldog Adv - Auto

- 1200mm Cutting Length
- 1.5 hp Motor
- ½ Bullnose, 45° & 90° Wheels
- 149 Kg Dry Weight
- Supplied With 1 x RAI-BSW10R



- For Edge Profiling. Create a ½ Bullnose from 8mm to 30mm, 45° Bevel up to 15mm and 90° Edges up to 30mm
- Shaping (Rough), Finishing (Smooth) and Polishing Wheels
- Up To 1200mm Cutting Length (Optional Accessories Maybe Required)
- Manual and Automatic Options
- Connect Multiple Machines In-line for Improved Production (RAI-BULLDOG Version Only)
- Heavy Duty Water Pump
- Various Guides and Accessories
- Semi-Auto and Powered Auto Best Suited for Less Than 110mm Width Tiles. Optional Accessories Can Be Fitted To Automate up to 400mm Wide x 900mm Long



## Accessories



Image Code	Description
1 RAI-BULLCP	Attachment Arms for Connecting Bulldog and Bi-Bulldog in Line
2 RAI-BULLSEPR	Side Extensions for RAI-BULLDOG
3 RAI-BULLTH80	Tile Table - Max 800mm x Less than 110mm - Suit Bulldog
3 RAI-BBTH120	Tile Table - Max 1200mm x Less than 110mm - Suit Machines with 1200mm Length
4 RAI-BULLTH80PL	Tile Table - Max 800mm x More than 110mm - Suit Bulldog
4 RAI-BBTH120PL	Tile Table - Max 1200mm x More than 110mm - Suit Machines with 1200mm Length
5 RAI-BULLSGSK	Side Guide / Support for Max Width of 600mm - Suit 800mm Tile Table
5 RAI-BIBULLSGSK	Side Guide / Support for Max Width of 600mm - Suit 1200mm Tile Table
6 RAI-BULLMFK	Manual Feed Kit for RAI-BULLDOG
7 RAI-BULLAFK	Automation Kit for RAI-BULLDOG



- For Edge Profiling. Create a ½ Bullnose from 8mm to 30mm, 45° Bevel up to 15mm and 90° Edges up to 30mm
- Shaping (Rough), Finishing (Smooth) and Polishing Wheels
- Up to 1200mm Cutting Length (Optional Accessories Maybe Required)
- Manual and Automatic Options
- Connect Multiple machines in-line for Improved Production (RAI-BIBULLDOG Version Only)
- Heavy Duty Water Pump
- Various Guides and Accessories
- Semi-Auto and Powered Auto Best Suited for Less Than 110mm Width Tiles. Optional Accessories Can Be Fitted To Automate up to 400mm Wide x 900mm Long



### RAI-BIBULLDOG

#### Raimondi Bi-Bulldog Adv

- Double Motor Assembly
- 800mm Cutting Length
- (1200mm with Extensions)
- 1.5 hp Motor
- ½ Bullnose, 45° & 90° Wheels
- 110 Kg Dry Weight
- Supplied Without Profiling Wheels

### RAI-BIBULLDOG M

#### Raimondi Bi-Bulldog Adv - Manual

- Double Motor Assembly
- 1200mm Cutting Length
- 1.5 hp Motors
- ½ Bullnose, 45° & 90° Wheels
- 152 Kg Dry Weight
- Supplied Without Profiling Wheels

### RAI-BIBULLDOGA

#### Raimondi Bi-Bulldog Adv - Auto

- Double Motor assembly
- 1200mm Cutting Length
- 1.5 hp Motor
- ½ Bullnose, 45° & 90° Wheels
- 185 Kg Dry Weight
- Supplied Without Profiling Wheels

13



### Accessories



Image Code	Description
1 RAI-BULLCP	Attachment Arms for Connecting Bulldog and Bi-Bulldog in line
2 RAI-BULLSEPR	Side Extensions for RAI-BIBULLDOG
3 RAI-BULLTH80	Tile Table - Max 800mm x Less Than 110mm - Suit all Bulldog Machines
3 RAI-BBTH120	Tile Table - Max 1200mm x Less Than 110mm - Suit Machines with 1200mm Length
4 RAI-BULLTH80PL	Tile Table - Max 800mm x More Than 110mm - Suit all Bulldog Machines
4 RAI-BBTH120PL	Tile Table - Max 1200mm x More Than 110mm - Suit Machines with 1200mm Length
5 RAI-BULLSGSK	Side Guide / Support for Max Width of 600mm - Suit 800mm Tile Table
5 RAI-BIBULLSGSK	Side Guide / Support for Max Width of 600mm - Suit 1200mm Tile Table
6 RAI-BIBULLMFK	Manual Feed Kit for RAI-BIBULLDOG
7 RAI-BIBULLAFK	Automation Kit for RAI-BIBULLDOG



**RAI-BSW(Size)R**

**Bulldog Milling / Shaping**

- 1/2 Bullnose
- 8, 10, 15, 20 & 30mm Radius



**RAI-BFW(Size)R**

**Bulldog Finishing / Smoothing**


- 1/2 Bullnose
- 8, 10, 15, 20 & 30mm Radius



**RAI-BPW(Size)R400**

**Bulldog Polishing 400 Grit**

- 1/2 Bullnose
- 8, 10, 15, 20 & 30mm Radius



**RAI-BPW(Size)R800**

**Bulldog Polishing 800 Grit**

- 1/2 Bullnose
- 8, 10, 15, 20 & 30mm Radius



**RAI-BPW(Size)R1500**

**Bulldog Polishing 1500 Grit**

- 1/2 Bullnose
- 10, 15, 20 & 30mm Radius



**RAI-BPW(Size)R1800**

**Bulldog Polishing 1800 Grit**

- 1/2 Bullnose
- 10, 15, 20 & 30mm Radius



**RAI-BPW(Size)R3500**

**Bulldog Polishing 3500 Grit**

- 1/2 Bullnose
- 15, 20 & 30mm Radius



**RAI-BSW45**

**Bulldog Milling / Shaping**

- 45° Finish
- 15mm Face Height



**RAI-BSWF**

**Bulldog Milling / Shaping**

- 90° Finish
- 16 & 30mm Face Heights



**RAI-BDBS**

**Bulldog Rubber Drum Holder**

- For Finishing and Smoothing Bands



**RAI-BDB100**

**Bulldog Finishing / Smoothing 100 Grit**

- 90° Finish
- 38mm Face Height



**RAI-BDB400**

**Bulldog Polishing 400 Grit**

- 90° Finish
- 38mm Face Height



**BAT-300**

*Economy Tile Cutter*

- 300mm Cutting Length
- 200 x 200mm Diagonal
- No Additional Guides or Accessories



**BAT-400**

*Economy Tile Cutter*

- 400mm Cutting Length
- 250 x 250mm Diagonal
- No Additional Guides or Accessories



**BAT-540**

*Trade Tile Cutter*

- 540mm Cutting Length
- Blow Moulded Carry Case
- 380 x 380mm Diagonal
- 0 to +60°



**BAT-640**

*Trade Tile Cutter*

- 640mm Cutting Length
- Blow Moulded Carry Case
- 450 x 450mm Diagonal
- 0 to +60°



15

**Accessories**




Image	Code	Description
1	BAT-540ASG	Adjustable Square and Ruler Guide - Suit BAT-540 & BAT-640
2	BAT-540SW	Spare Wheel to Suit BAT-540, BAT-640 & DWTN
3	BAT-300SW	Spare Wheel to Suit BAT-300 & BAT-400

**TOP-480****Kaufmann Topline 480**

- 480mm Cutting Length
- 330 x 330mm Diagonal
- Adjustable Guide for 45° & 90° Cutting

**TOP-630****Kaufmann Topline 630**

- 630mm Cutting Length
- 440 x 440mm Diagonal
- Adjustable Guide for 45° & 90° Cutting

**TOP-720****Kaufmann Topline 720**

- 720mm Cutting Length
- 500 x 500mm Diagonal
- Adjustable Guide for 45° & 90° Cutting

**Accessories**

1



2



3

Image	Code	Description
1	TOP-720-ASG	Adjustable Square and Ruler Guide - Suit all Topline Series
2	TOP-SW	Spare Wheel to Suit all Topline Series - 22mm Diameter
3	TOP-AX	Spare Axle to Suit all Topline Series

**BAT-XPRO60****Battipav X-Pro 600**

- 600mm Cutting Length
- 420 x 420mm Diagonal
- Max 15mm Tile Thickness
- -45° to 0 to +45° Adjustable Guide

**BAT-XPRO80****Battipav X-Pro 800**

- 800mm Cutting Length
- 560 x 560mm Diagonal
- Max 15mm Tile Thickness
- -45° to 0 to +45° Adjustable Guide

**BAT-XPRO100****Battipav X-Pro 1000**

- 1000mm Cutting Length
- 700 x 700mm Diagonal
- Max 15mm Tile Thickness
- -45° to 0 to +45° Adjustable Guide



17

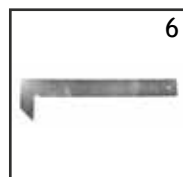
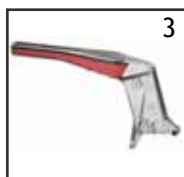
**Accessories**

Image Code	Description
1 BAT-XPRO-60GB	Battipav XPro Guide Bar 60 - Suit BAT-XPRO60
1 BAT-XPRO-80GB	Battipav XPro Guide Bar 80 - Suit BAT-XPRO80
1 BAT-XPRO-10GB	Battipav XPro Guide Bar 100 - Suit BAT-XPRO100
2 BAT-XPRO-CK	Battipav XPro Clamping Knob - Suit BAT-XPRO Guide Bars
3 BAT-XPRO-60H	Battipav XPro Handle 50x6 - Suit BAT-XPRO 60
3 BAT-XPRO-801H	Battipav XPro Handle 50x10 - Suit BAT-XPRO 80 & 100
4 BAT-XPRO-SW	Battipav XPro Spare Wheel - $\varnothing 15 \times 6 \times 1.5\text{mm}$
5 BAT-XPRO-SS	Battipav XPro Guide Bar Sliding Square
6 BAT-XPRO-SB	Battipav XPro Slide Bar - Used with Guide Bar Sliding Square
- BAT-XPRO-BF	Battipav XPro Antiscratch Breaker Foot (image not shown)

## SIG-2G

### Sigma 2G Tile Cutter

- 370mm Cutting Length
- 260 x 260mm Diagonal
- Max 15mm Tile Thickness
- Scoring Wheel - SIG-14A
- Optional Scoring Wheels: SIG-14T (for Vitrified) & SIG-14M (for Mosaics)



Rubber Foot:  
SIG-106731

SIG-39H  
Chrome Guide Bar



SIG-90DG  
Swivelling Calibrated Arm



SIG-19C  
Sliding Square



SIG-108616  
Clamping Knob



SIG-1079104  
Clamping Knob Nut



SIG-24F  
Complete Handle




Non-Marking Nylon Foot:  
SIG-104039

## SIG-2A

### Sigma 2A3 Tile Cutter

- 510mm Cutting Length
- 350 x 350mm Diagonal
- Max 20mm Tile Thickness
- Scoring Wheel - SIG-14A
- Optional Scoring Wheels: SIG-14T (for Vitrified) & SIG-14M (for Mosaics)



Rubber Foot:  
SIG-106731

SIG-39D  
Chrome Guide Bar



SIG-90D3  
Swivelling Calibrated Arm



SIG-19B3  
Sliding Square



SIG-108612  
Clamping Knob



SIG-17D3  
Calibrated Arm Extension



SIG-24C  
Complete Handle




Non-Marking Nylon Foot:  
SIG-104032

## SIG-2B

### Sigma 2B3 Tile Cutter

- 660mm Cutting Length
- 460 x 460mm Diagonal
- Max 20mm Tile Thickness
- Scoring Wheel - SIG-14A
- Optional Scoring Wheels: SIG-14T (for Vitrified) & SIG-14M (for Mosaics)



Rubber Foot:  
SIG-106731

SIG-39E  
Chrome Guide Bar



SIG-90D3  
Swivelling Calibrated Arm



SIG-19B3  
Sliding Square



SIG-108612  
Clamping Knob



SIG-17D3  
Calibrated Arm Extension



SIG-24C  
Complete Handle




Non-Marking Nylon Foot:  
SIG-104032

Note: Other Parts And Accessories Are Available On Request





SIG-90E  
Front Measure & Square  
(Reduces Cutting Length by 60mm)



Rubber Foot:  
SIG-106725



SIG-14A  
Standard  
Wheel

SIG-14T  
Titanium  
Wheel

SIG-14M  
Mosaic  
Wheel

## SIG-3G

### Sigma 3G Tile Cutter

- 450mm Cutting Length
- 310 x 310mm Diagonal
- Max 20mm Tile Thickness
- Scoring Wheel - SIG-14A
- Optional Scoring Wheels: SIG-14T (for Vitrified) & SIG-14M (for Mosaics)

SIG-39R  
Chrome Guide Bar

SIG-90LF  
Swivelling Calibrated Arm

SIG-20B  
Guide Bar Ends

SIG-19D  
Sliding Square

SIG-108621  
Clamping Knob

SIG-1079104  
Clamping Knob Nut


SIG-24E  
Complete Handle



Non-Marking Nylon Foot:  
SIG-104033



SIG-90E  
Front Measure & Square  
(Reduces Cutting Length by 60mm)



Rubber Foot:  
SIG-106725



SIG-14A  
Standard  
Wheel

SIG-14T  
Titanium  
Wheel

SIG-14M  
Mosaic  
Wheel

## SIG-3L

### Sigma 3L Tile Cutter

- 550mm Cutting Length
- 380 x 380mm Diagonal
- Max 20mm Tile Thickness
- Scoring Wheel - SIG-14A
- Optional Scoring Wheels: SIG-14T (for Vitrified) & SIG-14M (for Mosaics)

SIG-39S  
Chrome Guide Bar

SIG-90LA  
Swivelling Calibrated Arm

SIG-20B  
Guide Bar Ends

SIG-19D  
Sliding Square

SIG-108621  
Clamping Knob

SIG-1079104  
Clamping Knob Nut


SIG-24E  
Complete Handle



Non-Marking Nylon Foot:  
SIG-104033



SIG-90E  
Front Measure & Square  
(Reduces Cutting Length by 60mm)



Rubber Foot:  
SIG-106725



SIG-14A  
Standard  
Wheel

SIG-14T  
Titanium  
Wheel

SIG-14M  
Mosaic  
Wheel

## SIG-3B

### Sigma 3B2 Tile Cutter

- 650mm Cutting Length
- 450 x 450mm Diagonal
- Max 20mm Tile Thickness
- Scoring Wheel - SIG-14A
- Optional Scoring Wheels: SIG-14T (for Vitrified) & SIG-14M (for Mosaics)

SIG-39L  
Chrome Guide Bar

SIG-90LB  
Swivelling Calibrated Arm

SIG-20B  
Guide Bar Ends

SIG-19D  
Sliding Square

SIG-108621  
Clamping Knob

SIG-1079104  
Clamping Knob  
Nut

SIG-24E  
Complete  
Handle

SIG-104064  
Support Arm  
Left  
(Optional)

SIG-104065  
Support Arm  
Right  
(Optional)




Non-Marking Nylon Foot:  
SIG-104033

Note: Other Parts And Accessories Are Available On Request

## SIG-3C

### Sigma 3C2 Tile Cutter

- 770mm Cutting Length
- 540 x 540mm Diagonal
- Max 20mm Tile Thickness
- Scoring Wheel - SIG-14A
- Optional Scoring Wheels: SIG-14T (for Vitrified) & SIG-14M (for Mosaics)



SIG-39B Chrome Guide Bar

SIG-90LC Swivelling Calibrated Arm

SIG-20B Guide Bar Ends

SIG-19D Sliding Square

SIG-108621 Clamping Knob

SIG-1079104 Clamping Knob Nut

SIG-24AE Complete Handle

SIG-104064 Support Arm Left


SIG-104065 Support Arm Right (Optional)



## SIG-3D

### Sigma 3D2 Tile Cutter

- 950mm Cutting Length
- 670 x 670mm Diagonal
- Max 20mm Tile Thickness
- Scoring Wheel - SIG-14A
- Optional Scoring Wheels: SIG-14T (for Vitrified) & SIG-14M (for Mosaics)



SIG-39N Chrome Guide Bar

SIG-90LD Swivelling Calibrated Arm

SIG-20B Guide Bar Ends

SIG-19D Sliding Square

SIG-108621 Clamping Knob

SIG-1079104 Clamping Knob Nut

SIG-24AE Complete Handle

SIG-104064 Support Arm Left

SIG-104065 Support Arm Right (Optional)




Note: Other Parts And Accessories Are Available On Request





SIG-90E  
Front Measure & Square  
(Reduces Cutting Length by 60mm)



Rubber Foot:  
SIG-106725



SIG-14MX  
Max  
Wheel

### SIG-3BM

#### Sigma 3B3M "Max" Tile Cutter

- 605mm Cutting Length
- 427 x 427mm Diagonal
- Max 20mm Tile Thickness
- Scoring Wheel - SIG-14MX

SIG-39L  
Chrome Guide Bar

SIG-90LB  
Swivelling Calibrated  
Arm

SIG-20B  
Guide Bar Ends

SIG-19D  
Sliding Square

SIG-108621  
Clamping Knob

SIG-1079104  
Clamping Knob  
Nut

SIG-24M08  
Complete  
Handle

SIG-104064  
Support Arm  
Left  
(Optional)


SIG-104065  
Support Arm  
Right  
(Optional)



Non-Marking Nylon Foot:  
SIG-104058



SIG-90E  
Front Measure & Square  
(Reduces Cutting Length by 60mm)



Rubber Foot:  
SIG-106725



SIG-14MX  
Max  
Wheel

### SIG-3CM

#### Sigma 3C3M "Max" Tile Cutter

- 725mm Cutting Length
- 513 x 513mm Diagonal
- Max 20mm Tile Thickness
- Scoring Wheel - SIG-14MX

SIG-39B  
Chrome Guide Bar

SIG-90LC  
Swivelling Calibrated  
Arm

SIG-20B  
Guide Bar Ends

SIG-19D  
Sliding Square

SIG-108621  
Clamping Knob

SIG-1079104  
Clamping Knob  
Nut

SIG-24M10  
Complete  
Handle

SIG-104064  
Support Arm  
Left


SIG-104065  
Support Arm  
Right  
(Optional)



Non-Marking Nylon Foot:  
SIG-104058



SIG-90E  
Front Measure & Square  
(Reduces Cutting Length by 60mm)



Rubber Foot:  
SIG-106725



SIG-14MX  
Max  
Wheel

### SIG-3DM

#### Sigma 3D3M "Max" Tile Cutter

- 905mm Cutting Length
- 640 x 640mm Diagonal
- Max 20mm Tile Thickness
- Scoring Wheel - SIG-14MX

SIG-39N  
Chrome Guide Bar

SIG-90LD  
Swivelling Calibrated  
Arm

SIG-20B  
Guide Bar Ends

SIG-19D  
Sliding Square

SIG-108621  
Clamping Knob

SIG-1079104  
Clamping Knob  
Nut

SIG-24M10  
Complete  
Handle

SIG-104064  
Support Arm  
Left

SIG-104065  
Support Arm  
Right  
(Optional)



Non-Marking Nylon Foot:  
SIG-104058

Note: Other Parts And Accessories Are Available On Request





## SIG-3PM

### Sigma 3P3M "Max" Tile Cutter

- 1005mm Cutting Length
- 710 x 710mm Diagonal
- Max 20mm Tile Thickness
- Scoring Wheel - SIG-14MX




- SIG-39T Chrome Guide Bar
- SIG-90LD Swivelling Calibrated Arm
- SIG-20B Guide Bar Ends
- SIG-19D Sliding Square
- SIG-108621 Clamping Knob
- SIG-1079104 Clamping Knob Nut
- SIG-24M10 Complete Handle
- SIG-104064 Support Arm Left
- SIG-104065 Support Arm Right (Optional)



## SIG-3EM

### Sigma 3E3M "Max" Tile Cutter

- 1264mm Cutting Length
- 894 x 894mm Diagonal
- Max 20mm Tile Thickness
- Scoring Wheel - SIG-14MX




- SIG-39P Chrome Guide Bar
- SIG-90LE Swivelling Calibrated Arm
- SIG-20B Guide Bar Ends
- SIG-19D Sliding Square
- SIG-108621 Clamping Knob
- SIG-1079104 Clamping Knob Nut
- SIG-24M15 Complete Handle
- SIG-104064 Support Arm Left
- SIG-104065 Support Arm Right
- SIG-1079119 Support Arm XL Left
- SIG-283 Support Arm XL Right (Optional)



## SIG-3FM

### Sigma 3F3M "Max" Tile Cutter

- 1514mm Cutting Length
- 1070 x 1070mm Diagonal
- Max 20mm Tile Thickness
- Scoring Wheel - SIG-14MX



- SIG-39Q Chrome Guide Bar
- SIG-90LE Swivelling Calibrated Arm
- SIG-20B Guide Bar Ends
- SIG-19D Sliding Square
- SIG-108621 Clamping Knob
- SIG-1079104 Clamping Knob Nut
- SIG-24M20 Complete Handle
- SIG-104064 Support Arm Left
- SIG-104065 Support Arm Right
- SIG-1079119 Support Arm XL Left
- SIG-283 Support Arm XL Right



Note: Other Parts And Accessories Are Available On Request



### SIG-4A

#### Sigma 4A Tile Cutter


- 750mm Cutting Length
- 520 x 520mm Diagonal
- Max 20mm Tile Thickness
- Scoring Wheel - SIG-14A
- Optional Scoring Wheel: SIG-14T (for Vitrified Tiles)



### SIG-5B

#### Sigma 5B Tile Cutter


- 620mm Cutting Length
- 430 x 430mm Diagonal
- Max 20mm Tile Thickness
- Scoring Wheel - SIG-14A
- Optional Scoring Wheel: SIG-14T (for Vitrified Tiles)



### SIG-6

#### Sigma 6 Tile Cutter

- 350mm Cutting Length
- 250 x 250mm Diagonal
- Max 15mm Tile Thickness
- Scoring Wheel - SIG-14A
- Optional Scoring Wheels: SIG-14T (for Vitrified) & SIG-14M (for Mosaics)



### SIG-7F

#### Sigma 7F Tile Cutter

- 370mm Cutting Length
- 260 x 260mm Diagonal
- Max 15mm Tile Thickness
- Scoring Wheel - SIG-14A
- Optional Scoring Wheels: SIG-14T (for Vitrified) & SIG-14M (for Mosaics)



Note: Other Parts And Accessories Are Available On Request

### RAI-FREECUT150

#### Raimondi Free-Cut Starter Kit 1560mm Cutting Length

- For Cutting Large Tiles / Panels
- 1 x 1700mm Guide Rail
- 1 x Separating Pliers (up to 6mm Thick)
- 1 x Guide Set Including Carry Case



#### Raimondi Free-Cut Guide Set Contains:

- 2 x Rail End Guides
- 1 x Scribing Mechanism - Incl. 12mm Scoring Wheel (RAI-FREECUT-SW)
- 1 x Small Pliers (RAI-FREECUT-SMP)

### RAI-FREECUT-EB

#### Raimondi Free-Cut Extension Bar 1700mm

- Connect To RAI-FREECUT150 to Allow a Total Cutting Length of 3260mm
- 1 x 1700mm Guide Rail



Cutting Length	Product / Products Used
1560mm	RAI-FREECUT150
2060mm	RAI-FREECUT200
3260mm	RAI-FREECUT150 & RAI-FREECUT-EB
3760mm	RAI-FREECUT200 & RAI-FREECUT-EB
4260mm	RAI-FREECUT200 & RAI-FREECUT-200EB

**RAI-FREECUT200 Series: Cut up to 4260 mm (Check stock & availability before ordering)**

### RAI-FREECUT200

#### Raimondi Free-Cut Starter Kit 2060mm Cutting Length

- Complete Kit Includes:
- 1 x 2200mm Guide Rail
- 1 x Separating Pliers (up to 6mm Thick)
- 1 x Guide Set Including Carry Case

### RAI-FREECUT-200EB

#### Raimondi Free-Cut Extension Bar 2200mm Cutting Length

- Connect To RAI-FREECUT150 to Allow a Total Cutting Length of 4260mm
- 1 x 2200mm Guide Rail



### RAI-FREECUTSMP

#### Raimondi Free-Cut Small Pliers

- For Use on Tiles/Panels from 3mm to 6mm Thick



### RAI-FREECUTLGP

#### Raimondi Free-Cut Large Pliers

- For Use on Tiles/Panels from 6mm to 12mm



### RAI-FF90-INC

#### Raimondi Free-Flex 90° Cutting Kit

- 850W 150mm Angle Grinder Included
- To Be Mounted On Free-Cut Guide Rail
- Plunge Cut Up To 25mm Depth
- Supplied With 150mm Continuous Blade



### RAI-FF90-EXC

#### Raimondi Free-Flex 90° Cutting Kit

- Semi Universal Unit Attachment Suits Most Angle Grinders - 125mm to 150mm
- To Be Mounted On Free-Cut Guide Rail
- Plunge Cut Up To 25mm Depth



### RAI-FF3555-INC

#### Raimondi Free-Flex 35/55° Cutting Kit

- 850W 150mm Angle Grinder Included
- To Be Mounted On Free-Cut Guide Rail
- 20mm Cut Depth - Adjustable 35° To 55°
- Supplied With 150mm Continuous Blade



### RAI-FF3555-EXC

#### Raimondi Free-Flex 35/55° Cutting Kit

- Semi Universal Unit Attachment Suits Most Angle Grinders - 125mm to 150mm
- To Be Mounted On Free-Cut Guide Rail
- 20mm Cut Depth - Adjustable 35° To 55°



### RAI-EASYMOVE3

**Raimondi Easy-Move 3000**

- Carry System for Panels up to 3000 x 1500
- 2 x 1370mm Guides
- 3 x Sliding Double Suction Cups



### RAI-EASYMOVE-XB

**Raimondi Easy-Move 3000**

- 2 x 1370mm Cross Bars
- Used to join 2 x RAI-EASYMOVE3



### RAI-EASYMOVE-DSC2

**Raimondi Easy-Move 3000**

- 2 x Double Suction Cups
- To be attached to RAI-EASYMOVE-XB



### RAI-EASYMOVE3-2

**Raimondi Easy-Move 3000**

- Complete Carry System for Panels up to 3000 x 1500



RAI-EASYMOVE3-2 Consists of:

- 2 x RAI-EASYMOVE3 (4 x 1370mm Guides)
- 1 x RAI-EASYMOVE-XB (2 x 1370mm Cross Bars)
- 1 x RAI-EASYMOVE-DSC2 (2 x Double Suction Cups)





### RAI-EASYMOVE3V

**Raimondi Easy-Move 3000 Vacuum**

- Carry System for Panels - 3000 x 1500
- 2 x 1370mm Guides
- 2 x Sliding Vacuum Suction Cups
- 1 x Guide Joiner



**You Can Upgrade!**

If you have the RAI-EASYMOVE3 and only need the vacuum suction cups. RAI-EASYMOVE3-UP3V

### RAI-EASYMOVE-XB

**Raimondi Easy-Move 3000 Vacuum**

- 2 x 1370mm Cross Bars
- Used to join 2 x RAI-EASYMOVE3

### RAI-EASYMOVE-SCV

**Raimondi Easy-Move 3000 Vacuum**

- 2 x Vacuum Suction Cups & Covers
- To be attached to RAI-EASYMOVE-XB



### RAI-EASYMOVE3-2V

**Raimondi Easy-Move 3000 Vacuum**

- Complete Carry System for Panels up to 3000 x 1500
- Vacuum Suction Cups are the optimal choice for use on textured surfaces



RAI-EASYMOVE3-2V Consists of:

- 2 x RAI-EASYMOVE3V (4 x 1370mm Guides)
- 1 x RAI-EASYMOVE-XB (2 x 1370mm Cross Bars)
- 1 x RAI-EASYMOVE-SCV (2 x Vacuum Suction Cups)

## RAI-CAM300

### Raimondi Modular Trolley

- Modular Trolley for large format panels
- 24kg weight

- Lightweight Aluminium Construction
- Easy to assemble / disassemble
- Telescopic safety hook
- Crossbar with Rubber protection
- Adjustable Easy-Move frame supports
- Lockable wheels



Large Panel on base board



Large Panel with Easy-Move resting on hooks

Lockable Wheels



Telescopic Safety Hook



Adjustable Supports



Rubber Protection



**RAI-BM180**

**Raimondi Modular Bench**

- 1800mm x 900mm Worktop
- 830mm Height
- 31 Kg Weight



- Easily Assembled
- Easily Transportable
- Adjustable Rubber Feet
- Adjustable Position of Selected Bench Rails
- Supplied With Joiner Piece to Allow Connecting Multiple Modular Benches



Disassembled



Connected: 2 x RAI-BM180

Joiners



Adjustable Bench Rail Positions



Quick Clamp Legs





### RAI-RAICUT

#### Raimondi Grooving Tool

- Specialised Tool for RAI-FIX System
- 900 Watt Motor
- Supplied With RAI-DBCCT125

### RAI-RAICUT-JIG

#### Raimondi Grooving Tool - Jig

- Specialised Tool for RAI-FIX System
- Not including Angle Grinder

### RAI-RFH(Size)

#### Raimondi RAI-FIX Hook

- Small - Minimum 6mm Tile Thickness
- Medium - Minimum 8mm Tile Thickness

- Stainless Steel
- 6mm & 8mm Anchor Holes
- Recommended Usage:


Tile	Hooks
600 x 600	1
900 x 900	2
1200 x 1200	3

Raimondi RAI-FIX is a Mechanical Fixing System for Wall Installation of Tiles and Slabs.

To be Used in Addition to the Recommended Adhesive System. (Not as a Replacement for Correct Adhesive use)



- Vacuum Attachment
- Adjustable Depth Stop
- Vacuum Attachment



Code	Description
RAI-RAICUT	Raimondi RAI-CUT Complete Grooving Tool
RAI-RFH6120	Raimondi RAI-FIX Hook - For Tiles > 6mm - 120 pcs
RAI-RFH6500	Raimondi RAI-FIX Hook - For Tiles > 6mm - 500 pcs
RAI-RFH870	Raimondi RAI-FIX Hook - For Tiles > 8mm - 70 pcs
RAI-RFH8120	Raimondi RAI-FIX Hook - For Tiles > 8mm - 120 pcs
RAI-RFH8500	Raimondi RAI-FIX Hook - For Tiles > 8mm - 500 pcs
RAI-DBCCT125	Raimondi Diamond Blade - Turbo Rim - 125mm (Not Shown)



**LS-SMALL**

*Liquid Stirrer*

- Double Spiral - 100 x 500 x 10mm Hex Shaft



**LS-MEDIUM**

*Liquid Stirrer*

- Double Spiral - 120 x 500 x 10mm Hex Shaft



**LS-LARGE**

*Liquid Stirrer*

- Double Spiral - 150 x 500 x 10mm Hex Shaft



**LS-848**

*Liquid Stirrer*

- Double Spiral - 80 x 400 x 8mm Hex Shaft



**LS-858**

*Liquid Stirrer*

- Double Spiral - 80 x 500 x 8mm Hex Shaft



**LS-161**

*Liquid Stirrer*

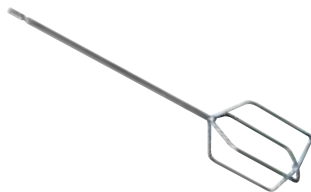
- Double Spiral - 100 x 600 x 10mm Hex Shaft



**RAI-LSWS**

*Raimondi Liquid Stirrer*

- 4 Blade Whisk - 120 x 550 x 10mm Hex Shaft



**RAI-27LB**

*Raimondi Bucket*

- 27L Bucket with Steel Handle



**RAI-45LB**

*Raimondi Bucket*

- 45L Bucket with Steel Handle



**BAT-ST100**

*Liquid Stirrer*

- Double Spiral - 100 x 600 x M14 Thread



**LS-1261**

*Liquid Stirrer*

- Double Spiral - 120 x 600 x M14 Thread



**BAT-ST135**

*Liquid Stirrer*

- Double Spiral - 135 x 600 x M14 Thread



**BAT-ST140**

*Liquid Stirrer*

- Double Spiral - 140 x 600 x M14 Thread



**BAT-ST160**

*Liquid Stirrer*

- Double Spiral - 160 x 600 x M14 Thread



**RAI-FLMIXLSPL**

*Raimondi Liquid Stirrer*

- Triple Spiral - 140 x 680 x M14 Thread



**RAI-LSSPSM14**

*Raimondi Liquid Stirrer*

- Triple Spiral - 120 x 600 x M14 Thread



**RAI-LSSPLM14**

*Raimondi Liquid Stirrer*

- Triple Spiral - 140 x 600 x M14 Thread



**RAI-LSSPXM14**

*Raimondi Liquid Stirrer*

- Double Spiral - 160 x 600 x M14 Thread



**BAT-LSW100**

*Liquid Stirrer*


- 4 Blade Whisk - 100 x 600 x M14 Thread



**RAI-LSWSKM14**

*Raimondi Liquid Stirrer*

- 4 Blade Whisk - 140 x 600 x M14 Thread



**BAT-SE200**

*Liquid Stirrer Extension*

- 200mm x M14 Thread





### BAT-EM1400

#### B.A.T. Electric Hand Mixer

- 1400 Watt Motor
  - 2 Speed
  - Variable Speed Control
  - M14 Thread
- Complete with Carry case
  - Low Speed 150 to 300 rpm
  - High Speed 300 to 650 rpm
  - Ideal for Mixing Adhesives, Mortars, Screeds, Levelling Compounds, etc.
  - 2 Mixing Paddles Included: (BAT-ST140 & BAT-SW100)
  - Optional Accessories Available

Parts Code:	Description
BAT-SE200	200mm Paddle Extension - Suit M14 Thread Paddles
BAT-EMCHUCK	Drill Chuck - 3mm to 16mm with M14 Adapter
BAT-EM1400BRUSH	Carbon Brush (set of 2) to Suit BAT-EM1400



### RAI-DM1600

#### Raimondi Electric Hand Mixer

- 1600 Watt Motor
  - 2 Speed
  - Variable Speed Control
  - M14 Thread
- Low Speed 180 to 460 rpm
  - High Speed 300 to 700 rpm
  - Digital Speed Display
  - Digital Timer Selection - Perfect When Fitted to the Raimondi Fluid Mix Special (From 1 to 90 minutes)
  - Paddle Included - 160mm x 600 x M14 Thread
  - Optional Accessories Available

Parts Code	Description
RAI-DM1600BRUSH	Carbon Brush (set of 2) to suit RAI-DM1600

## RAI-IPERBET

### Raimondi Iperbet Mixer

- Fixed Paddle, Rotating Bucket
  - 0.5 Hp Geared Motor to Bucket
  - Supplied with Two 45L Buckets
- For Mixing Tile Adhesives, Thinsets, Mortar for Plasters, etc.
  - Ultra Low Speed 55 rpm
  - The Fixed Paddle, Rotating Bucket System Allows the Operator to Check the Mix Quality During Operation.



## Accessories


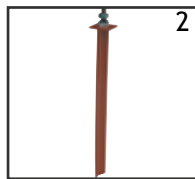


Image	Code	Description
1	RAI-IPERBU	Raimondi Iperbet Spare 45 L Mixing Bucket
2	RAI-IPERCB	Raimondi Iperbet Clump Breaker
3	RAI-IPERDB	Raimondi Double Blade Mixing Tool
4	RAI-IPERMKF	Raimondi Fluid Mixing Kit





## AT-COMPACT100

### Atika Compact 100

- Pan Mixer
  - 2kW Motor
  - 100L Capacity
  - 80Kg Dry Weight
- 
- Easily Maneuvered Through Doorways
  - Easily Transportable
  - Empty Batches Directly into a Bucket or Wheelbarrow
  - Serated Teeth Strip on the Top to Break Open Bags
  - Safety Cut-out Lid
  - Easily Removable Mixing Head



35



## Accessories



Image	Code	Description
1	AT-C100-AH	Atika Replacement Agitation Head - Suit Compact 100
2	AT-C100-AAS	Atika Replacement Agitation Arm - Side - Suit Compact 100
3	AT-C100-ABS	Atika Replacement Agitation Blade - Side - Suit Compact 100
4	AT-C100-AAO	Atika Replacement Agitation Arm - Outside Bottom - Suit Compact 100
5	AT-C100-ABO	Atika Replacement Agitation Blade - Outside Bottom - Suit Compact 100
6	AT-C100-AAI	Atika Replacement Agitation Arm - Inside Bottom - Suit Compact 100
7	AT-C100-ABI	Atika Replacement Agitation Blade - Inside Bottom - Suit Compact 100

## RAI-FLUMIXSP

### Raimondi Fluid Mix Special

- Specialised Fluid Material Mixer
  - 75L Bucket and Dust Cap
  - 140mm Paddle (M14 and 680mm Shaft) Included.
- 4 Swivel Wheels for Easy Manouvering
  - Tilttable Bucket Mechanism
  - Universal Attachment for Mixers (40mm to 60mm)



Shown with RAI-DM1600 Attached (Not included)

## Accessories

### RAI-FLUMIXB

#### Raimondi Fluid Mix Bucket

- Suit Fluid Mix Special
- 75L Capacity



### RAI-FLUMIXDL

#### Raimondi Spare Lid

- Suit Fluid Mix Bucket



### RAI-FLUMIXLSPL

#### Raimondi Liquid Stirrer

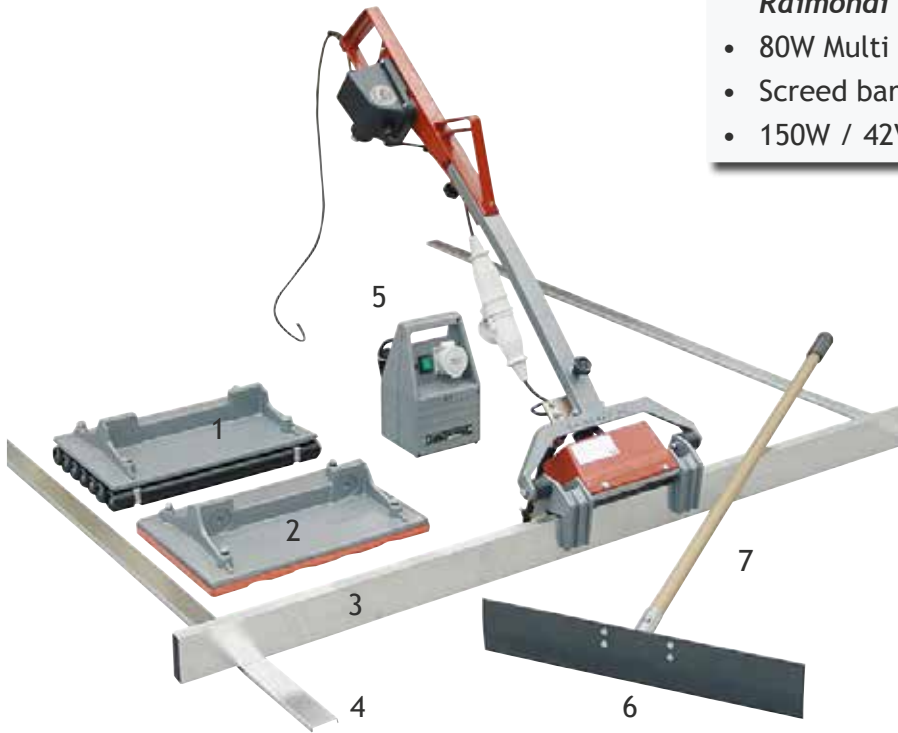
- Raimondi Fluid Mix Liquid Stirrer 140 x 680 x M14 Thread



**RAI-SPRINT**

**Raimondi Sprintbeton**

- 80W Multi Use Vibrator
- Screed bar / Roller Plate / Flat Plate
- 150W / 42V Transformer



- Ideal for Screeding Mortar Base and Vibrating of Tiles into Mud Bed.
- Easily Interchangeable Between Screed Bar and Plate Assemblies.
- Supplied With:

- |                    |   |
|--------------------|---|
| 1 x RAI-SPINTRA    | 1 x RAI-SPRINTVP  |
| 1 x RAI-SPRINTSB18 | 1 x RAI-SPRINTSB21  |
| 1 x RAI-SPRINTSS20 | 1 x RAI-SPRINTTF  |
| 1 x RAI-SCSP       | (Other Screed Bars Listed Below Are Optional Accessories) |

37

**Accessories**

Item	Code	Description
1	RAI-SPINTRA	Raimondi Sprintbeton 7 Row Roller Plate 300 x 450mm Assembly
2	RAI-SPRINTVP	Raimondi Sprintbeton Flat Vibrating Plate 300 x 450mm
3	RAI-SPRINTSB18	Raimondi Sprintbeton Screed Bar 1800mm
3	RAI-SPRINTSB21	Raimondi Sprintbeton Screed Bar 2100mm
3	RAI-SPRINTSB25	Raimondi Sprintbeton Screed Bar 2500mm
3	RAI-SPRINTSB30	Raimondi Sprintbeton Screed Bar 3000mm
3	RAI-SPRINTSB35	Raimondi Sprintbeton Screed Bar 3500mm
3	RAI-SPRINTSB40	Raimondi Sprintbeton Screed Bar 4000mm
4	RAI-SPRINTSS20	Raimondi Sprintbeton Screed Shim (Pair) 2000mm
5	RAI-SPRINTTF	Raimondi 150W / 42V Transformer - Suit Sprintbeton, Lupetto & Cucciolo
6	RAI-SCSP	Raimondi 500mm Mortar Spreader (Not Including RAI-AH)
7	RAI-AH	Raimondi Aluminium Handle 27mm x 1330mm



### RAI-TERRA

#### Raimondi Terranova

- 200W High Vibration Tile Level
- Three Speed 4000/6500/8600 rpm
- 300W / 42V Transformer
- 11 Row Roller Plate 470 x 520mm



### RAI-LUPETTO

#### Raimondi Lupetto

- 80W High Vibration Tile Level
- Two Speed 6000/8200 rpm
- 150W / 42V Transformer
- Flat Vibrating Plate 250 x 450mm



### RAI-CUCCIOLA

#### Raimondi Cucciolo

- 80W High Vibration Tile Level
- Two Speed 6000/8200 rpm
- 150W / 42V Transformer
- Flat Vibrating Pointed Plate 250 x 450mm



### Accessories

Code	Description
RAI-TERRA-RA	Raimondi Terranova 11 Row Roller Plate 470 x 520mm Assembly
RAI-TERRATF	Raimondi 300W / 42V Transformer - Suit Terranova
RAI-LUPETTO-RA	Raimondi Lupetto 11 Row Roller Plate 250 x 450mm Assembly (Optional)
RAI-LUPETTO-VP	Raimondi Lupetto Flat Vibrating Plate 250 x 450mm
RAI-SPRINTTF	Raimondi 150W / 42V Transformer - Suit Sprintbeton, Lupetto & Cucciolo
RAI-CUCCIOLA-VP	Raimondi Cucciolo Flat Vibrating Pointed Plate 250 x 450mm





## RAI-MAXITITINA

### Raimondi Maxititina

- Single Rotating Brush
- For Various Uses Including: Grouting, Cleaning, Smoothing, Finishing
- 1.2hp Motor
- Dual Speed Switch 55 & 110 rpm

## Accessories



Image	Code	Description
1	RAI-MAXTGP	Raimondi Maxititina Grout Paddle Complete
1	RAI-MAXTGPRRS	Raimondi Maxititina Grout Paddle Replacement Blades (Full Set of 8)
2	RAI-MAXTSNB	Raimondi Maxititina Stiff Bristle Nylon Brush (080)
2	RAI-MAXTMNB	Raimondi Maxititina Medium Bristle Nylon Brush (065)
3	RAI-MAXTSWB	Raimondi Maxititina Brass Coated Steel Wire Brush
4	RAI-MAXTINEX	Raimondi Maxititina Tinex Abrasive Bristle Brush (050)
5	RAI-MAXTVSDH2	Raimondi Maxititina Velcro Disc Holder For Felt Pads and Sponge Disc
6	RAI-MAXTFDS	Raimondi Maxititina Soft Felt Pad - White
6	RAI-MAXTFDM	Raimondi Maxititina Medium Felt Pad - Green
6	RAI-MAXTFDH	Raimondi Maxititina Hard Felt Pad - Black
7	RAI-MAXTANK	Raimondi Maxititina 12L Polypropylene Tank

## RAI-MICROTITINA

### Raimondi Microtitina

- Single Rotating Brush
- For Various Uses Including: Grinding, Finishing & Polishing Small Areas. Use To “Cut-In” Around Walls Before Using Larger Machines
- 1.5hp Motor
- Tool Speed 4500 rpm



Contact your B.A.T. Trims Representative for More Information.



**RAI-IPERTITINAPLUS**

*Raimondi Ipertitina Plus*

- Single Rotating Brush
- For Various Uses Including: Grinding, Finishing & Polishing Small to Medium Areas
- Up To 6 Geared Counter Rotating Wheel Satellites (Increase rpm by 5 times)
- 3hp Motor
- 3 Versions Available: 55, 110 & 255 rpm



41

Contact your B.A.T. Trims Representative for More Information.



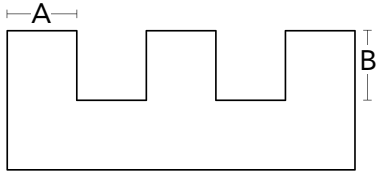


Contact your B.A.T. Trims Representative for More Information.



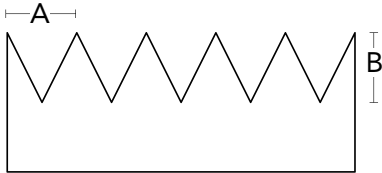
# Notch Diagrams

## Square



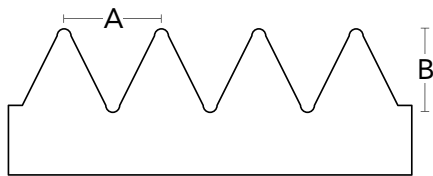
	A	B
4 mm	4mm	4mm
6 mm	6mm	6mm
8 mm	8mm	8mm
10 mm	10mm	10mm
12mm	12mm	12mm

## "V" Notch - Pointed



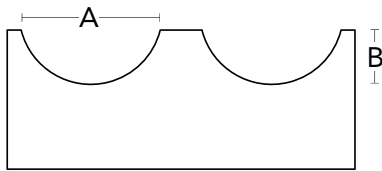
	A	B
3 mm	4.5mm	3.5mm
5 mm	6mm	5mm
12 mm	12mm	12mm

## "V" Notch - Rounded



	A	B
8 mm	6mm	8mm

## Half Moon



	A	B
15 mm	20mm	15mm

43



## Galvanised Adhesive Spreader

ADS-4	Galv. Adhesive Spreader 4mm Square Notch
ADS-6	Galv. Adhesive Spreader 6mm Square Notch
ADS-8	Galv. Adhesive Spreader 8mm Square Notch
ADS-10	Galv. Adhesive Spreader 10mm Square Notch
ADS-12	Galv. Adhesive Spreader 12mm Square Notch
ADS-V	Galv. Adhesive Spreader 3mm V Notch



## Economy Notched Trowel

BAT-EN4	B.A.T. Economy Trowel 4mm Square Notch
BAT-EN6	B.A.T. Economy Trowel 6mm Square Notch
BAT-EN8	B.A.T. Economy Trowel 8mm Square Notch
BAT-EN10	B.A.T. Economy Trowel 10mm Square Notch
BAT-EN12	B.A.T. Economy Trowel 12mm Square Notch
BAT-ENV	B.A.T. Economy Trowel 3mm V Notch



## Bright Steel - Soft Grip - Square Notch

BAT-BS4-SG	B.A.T. Bright Steel Trowel 4mm Square Notch
BAT-BS6-SG	B.A.T. Bright Steel Trowel 6mm Square Notch
BAT-BS8-SG	B.A.T. Bright Steel Trowel 8mm Square Notch
BAT-BS10-SG	B.A.T. Bright Steel Trowel 10mm Square Notch
BAT-BS12-SG	B.A.T. Bright Steel Trowel 12mm Square Notch



44

## Bright Steel - Soft Grip - V Notch & Half Moon

BAT-BSV-SG	B.A.T. Bright Steel Trowel 3mm V Notch
BAT-BSPV5-SG	B.A.T. Bright Steel Trowel 5mm V Notch
BAT-BSRV8-SG	B.A.T. Bright Steel Trowel 8mm V Notch
BAT-BSPV12-SG	B.A.T. Bright Steel Trowel 12mm V Notch
BAT-BSHM15-SG	B.A.T. Bright Steel Trowel 15mm Half Moon Notch





**Stainless Steel - Soft Grip - Square Notch**

BAT-SS4-SG	B.A.T. Stainless Steel Trowel 4mm Square Notch
BAT-SS6-SG	B.A.T. Stainless Steel Trowel 6mm Square Notch
BAT-SS8-SG	B.A.T. Stainless Steel Trowel 8mm Square Notch
BAT-SS10-SG	B.A.T. Stainless Steel Trowel 10mm Square Notch
BAT-SS12-SG	B.A.T. Stainless Steel Trowel 12mm Square Notch



**Long Blade - Bright Steel - Soft Grip**

BAT-LBBST8-SG	B.A.T. Bright Steel Long Blade 8mm Square Notch
BAT-LBBST10-SG	B.A.T. Bright Steel Long Blade 10mm Square Notch
BAT-LBBST12-SG	B.A.T. Bright Steel Long Blade 12mm Square Notch
BAT-LBBST-HM15-SG	B.A.T. Bright Steel Long Blade 15mm Half Moon



**Raimondi Slant Ridge - Soft Grip**

RAI-BSTSR6	Raimondi Stainless Steel Trowel 6mm Slant Ridge
RAI-BSTSR8	Raimondi Stainless Steel Trowel 8mm Slant Ridge
RAI-BSTSR10	Raimondi Stainless Steel Trowel 10mm Slant Ridge



**Raimondi Long Blade**

RAI-LBT8	Raimondi Bright Steel Long Blade 8mm Notch
RAI-LBT10	Raimondi Bright Steel Long Blade 10mm Notch
RAI-LBT12	Raimondi Bright Steel Long Blade 12mm Notch
RAI-LBTHM15	Raimondi Bright Steel Long Blade 15mm Half Moon Notch



**Raimondi Slant Ridge Long Blade**

RAI-LBTSR6	Raimondi Stainless Steel Long Blade 6mm Slant Ridge
RAI-LBTSR8	Raimondi Stainless Steel Long Blade 8mm Slant Ridge
RAI-LBTSR10	Raimondi Stainless Steel Long Blade 10mm Slant Ridge





**PS-50**

*Paint Scraper*

- 50mm
- Soft Grip Handle



**PS-75**

*Paint Scraper*

- 75mm
- Soft Grip Handle



**PS-100**

*Paint Scraper*

- 100mm
- Soft Grip Handle



**PSN-6**

*Paint Scraper - Notched*

- 100mm
- Soft Grip Handle
- 6mm Square Notched



**PSN-8**

*Paint Scraper - Notched*

- 100mm
- Soft Grip Handle
- 8mm Square Notched



**PSN-10**

*Paint Scraper - Notched*

- 100mm
- Soft Grip Handle
- 10mm Square Notched



**FPSS-3-SG**

*Paint Scraper Set*

- 38, 50 & 75mm
- Soft Grip Handle



**CSHE-3-SG**

*Scraper / Chisel Set*

- Hammer End
- 32, 32 Bent & 50mm
- Soft Grip Handle



**CHE-38-SG**

*Scraper / Chisel*

- Hammer End
- 32mm Bent
- Soft Grip Handle



**PLSP-60**

*Plasterer's Spatula*

- 60mm



**PLSP-N6**

*Plasterer's Spatula*

- 60mm
- 6mm Notched



**RAI-SKT**

*Raimondi Skirting Trowel*

- 130mm
- 10mm Notched



**GAT-7-SG**

*Gauging Trowel*

- 180mm (7")



**GAT-8-SG**

*Gauging Trowel*

- 200mm (8")



**TT-H**

*Tiler's Trowel*

- Heart Shaped



**TT-SQ**

*Tiler's Trowel*

- Square Shaped



**ST-12**

*Small Tool*

- 12mm (1/2")



**ST-58**

*Small Tool*

- 16mm (5/8")



**ST-34**

*Small Tool*

- 19mm (3/4")



**ST-1**

*Small Tool*

- 25mm (1")



**RAI-SLGR**

*Raimondi Self Levelling Rake*

- 0 to 20mm Depth Gauge
- 600mm Width



**BAT-SR21500**

*Spike Roller*

- 21mm Spike
- 500mm Wide



**BAT-WH**

*Wooden Handle*

- 20mm x 1500mm



**RAI-AH**

*Raimondi Aluminium Handle*

- 27mm x 1330mm



**HG-6**

**Handyman Grouter**

- 150mm (6")



**HG-9**

**Handyman Grouter**

- 230mm (9")



**HG-12**

**Handyman Grouter**

- 300mm (12")



**TG-6**

**Tradesman Grouter**

- 150mm (6")



**TG-9**

**Tradesman Grouter**

- 230mm (9")



**TG-12**

**Tradesman Grouter**

- 300mm (12")



**PRGP**

**Pointed Grouter**

- Plastic Handle



**PRGB**

**Pointed Grouter**

- Trade Quality



**PRGJ**

**Pointed Grouter**

- Japanese Rubber



**WB-1006**

**Washboy Rectangular Grouter**

- Velcro Backed Rubber Pad



**WB-9002**

**Washboy Handle**

- Velcro
- 265 x 130mm



**WB-1008**

**Washboy Replacement Rectangular Rubber**


- Velcro Backed



**RAI-RGFS**

**Raimondi Rectangular Grouter**


- Soft Blue Rubber
- 115 x 250mm



**RAI-RGFH**

**Raimondi Rectangular Grouter**


- Hard Green Rubber
- 115 x 250mm



**RAI-RGFR**

**Raimondi Rectangular Grouter**

- Soft Blue Rubber
- 95 x 245mm



**RAI-RGFRR**

**Raimondi Replacement Rectangular Rubber**

- Soft Blue Rubber
- Suit RAI-RGFR



**RAI-RFRG**

**Raimondi Rectangular Grouter**

- Foam Rubber
- 130 x 290mm



**RAI-GJFT**

**Raimondi Pallino Grout Joint Finishing Tool**

- Chrome Spheres 17, 22, 27 & 30mm



**RAI-FRS40**

**Raimondi Squeegee**

- Double Foam Rubber
- 400mm



**RAI-FRS50**

**Raimondi Squeegee**

- Double Foam Rubber
- 500mm



**RAI-FRS75**

**Raimondi Squeegee**

- Double Foam Rubber
- 750mm



**RAI-FRS40SR**

**Replacement Double Foam Rubber**

- 400mm
- Suit RAI-FRS40



**RAI-FRS50SR**

**Replacement Double Foam Rubber**

- 500mm
- Suit RAI-FRS50



**RAI-FRS75SR**

**Replacement Double Foam Rubber**

- 750mm
- Suit RAI-FRS75



## RAI-ROS

### Raimondi Rosina Electric Grout Clean Up Machine

- 0.5 hp
- Dual Speed 18 & 22 rpm
- Approx 100 m2 per hr
- 56 Kg Dry Weight



## RAI-BER

### Raimondi Berta Electric Grout Clean Up Machine

- 0.16 hp
- Dual Speed 21 & 25 rpm
- Approx 100 m2 per hr
- 29 Kg Dry Weight



## Accessories



Image	Code	Description
1	RAI-BERSP	Raimondi Replacement Sponge - Avana - Standard
2	RAI-BERSPSW	Raimondi Replacement Sponge - Sweepex - High Absorption
3	RAI-BERSPEPO	Raimondi Replacement Sponge - Cellulose - Epoxy
4	RAI-AFL100	Raimondi Antifoaming Liquid - 100g
4	RAI-AFL400	Raimondi Antifoaming Liquid - 400g



### RAI-EASY

#### Raimondi Easy Grout Clean Up System

- 10L Capacity
- Supplied With 5 Disposable Bag Liners
- Supplied With: RAI-SMFLOAT



### RAI-SKIPPER

#### Raimondi Skipper Grout Clean Up System

- 13L Capacity
- Supplied With: RAI-SMFLOAT



### RAI-SKIPPER4

#### Raimondi Skipper Grout Clean Up System - Four

- Pack Of Four RAI-SKIPPER
- 13L Capacity
- Supplied With: RAI-SMFLOAT



### RAI-SKIPPER8

#### Raimondi Skipper Grout Clean Up System - Eight

- Pack Of Eight RAI-SKIPPER
- 13L Capacity
- Supplied With: RAI-SMFLOAT



### RAI-PULIRAPID

#### Raimondi Pulirapid Grout Clean Up System

- 20L Capacity
- Supplied With: RAI-SMFLOAT



### RAI-PEDALO

#### Raimondi Pedalo Grout Clean Up System

- 40L Capacity
- Supplied With: RAI-LGFLOAT, RAI-PLFLOAT & RAI-AHSEC



**RAI-QCFH**

*Raimondi Quick Change Handle*

- 100 x 240mm



**RAI-SMFLOAT**

*Raimondi Float - Small*

- 1 x RAI-QCFH &
- 1 x RAI-SMSPONGE
- 130 x 300mm



**RAI-SMFLOATCUT**

*Raimondi Float - Small With Cuts*

- 1 x RAI-QCFH &
- 1 x RAI-SMSPONGECUT
- 130 x 300mm



**RAI-AH**

*Raimondi Aluminium Handle*

- 27mm x 1330mm



**RAI-LGFLOAT**

*Raimondi Float - Large*

- 1 x RAI-QCFH &
- 1 x RAI-LGSPONGE
- 170 x 340mm



**RAI-LGFLOATCUT**

*Raimondi Float - Large With Cuts*

- 1 x RAI-QCFH &
- 1 x RAI-LGSPONGECUT
- 170 x 340mm



**RAI-AHSEC**

*Raimondi Aluminium 2 Piece Handle*

- 27mm x 1330mm



**RAI-PLFLOAT**

*Raimondi Float - Pedalo*

- 1 x Metal Bracket &
- 1 x RAI-PLSPONGE
- 130 x 420mm



**RAI-PLFLOATCUT**

*Raimondi Float - Pedalo With Cuts*

- 1 x Metal Bracket &
- 1 x RAI-PLSPONGECUT
- 130 x 420mm



**RAI-SRS2**

*Raimondi Replacement Ringing Rollers*

- Quantity: 2 Rollers
- Suits RAI-SKIPPER



**RAI-SRS3E**

*Raimondi Replacement Ringing Rollers*

- Quantity: 3 Rollers
- Suits RAI-EASY



**RAI-SRS3**

*Raimondi Replacement Ringing Rollers*

- Quantity: 3 Rollers
- Suits RAI-PULIRAPID



**RAI-SMSPONGE**

*Raimondi Small Sponge*

- 130 x 300mm
- Suits RAI-QCFH



**RAI-SMSPONGECUT**

*Raimondi Small Sponge With Cuts*

- 130 x 300mm
- Suits RAI-QCFH



**RAI-SMSPONGECV**

*Raimondi Small Sponge Carved*

- 130 x 300mm
- Suits RAI-QCFH



**RAI-LGSPONGE**

*Raimondi Large Sponge*

- 170 x 340mm
- Suits RAI-QCFH



**RAI-LGSPONGECUT**

*Raimondi Large Sponge With Cuts*

- 170 x 340mm
- Suits RAI-QCFH



**RAI-LGSPONGECV**

*Raimondi Large Sponge Carved*

- 170 x 340mm
- Suits RAI-QCFH



**RAI-PLSPONGE**

*Raimondi Pedalo Sponge*

- 130 x 420mm
- Suits RAI-PLFLOAT



**RAI-PLSPONGECUT**

*Raimondi Pedalo Sponge With Cut*

- 130 x 420mm
- Suits RAI-PLFLOAT



**RAI-PLSPONGECV**

*Raimondi Pedalo Sponge Carved*

- 130 x 420mm
- Suits RAI-PLFLOAT



**RAI-EASY-SB20**

*Raimondi Easy Replacement Liners*

- Qty: 1 Roll of 20 Liners



**RAI-SPG**

*Raimondi Replacement Grate*

- Suit RAI-SKIPPER





### WB-PROFI

#### Washboy Profi Grout Clean Up System

- Adhesive Sponge Kit
- Parts List: WB-BUCK, WB-9009, WB-9010, WB-9004



### WB-PROFI-A

#### Washboy Profi Grout Clean Up System

- Velcro Sponge Kit
- Parts List: WB-BUCK, WB-9009, WB-9010, WB-9001



### BAT-MAXIMO-C

#### Maximo Commodore Grout Clean Up System

- Velcro Sponge Kit
- Parts List: Complete Bucket & Roller Set, BAT-MAXVHC & BAT-MAXVSC



**WB-9001**  
**Washboy Float - Velcro**  
 • 1 x WB-9002 Handle  
 • 1 x WB-9003 Sponge



**WB-9002**  
**Washboy Handle - Velcro**  
 • 130 x 265mm



**WB-9003**  
**Washboy Sponge - Velcro**  
 • 145 x 290mm



**WB-9001L**  
**Washboy Large Float - Velcro**  
 • 1 x WB-9002L Handle  
 • 1 x WB-9003L Sponge



**WB-9002L**  
**Washboy Large Handle - Velcro**  
 • 160 x 315mm



**WB-9003L**  
**Washboy Large Sponge - Velcro**  
 • 185 x 345mm



**WB-9004**  
**Washboy Float - Adhesive**  
 • 1 x Handle  
 • 1 x WB-9005 Sponge



**WB-9005**  
**Washboy Sponge - Adhesive**  
 • 145 x 290mm



**BAT-MAXVHC**  
**BAT Maximo Commodore Handle - Velcro**  
 • 130 x 300mm



**WB-9006**  
**Washboy Large Float - Adhesive**  
 • 1 x Handle  
 • 1 x WB-9007 Sponge



**WB-9007**  
**Washboy Large Sponge - Adhesive**  
 • 185 x 345mm



**BAT-MAXVSC**  
**BAT Maximo Commodore Sponge - Velcro**  
 • 150 x 320mm



**WB-0116**

**Washboy Grout & Wash - Velcro**


- 1 x WB-9002 Handle
- 1 x WB-9003 Sponge
- 1 x WB-1008 Grouter



**WB-SVS**

**Washboy Epoxy Sponge - Velcro**

- 140 x 275mm



**WB-SPS**

**Washboy Polyester Sponge - Velcro**

- 140 x 275mm



**WB-BUCK**

**Washboy Bucket**

- 23 lt
- Includes Carry Handle



**WB-DC**

**Washboy Dirt Catcher**

- Sits underneath rinsing rollers to catch sediment



**WB-GGI**

**Washboy Grate**

- Galvanised Grill
- Sits in bottom of bucket



**WB-9009**

**Washboy Rollers**

- Profi Rinsing Set



**WB-9010**

**Washboy Rollers**

- Base Set



**WB-9011**

**Washboy Rollers**

- Speedy Rinsing Set



**WB-9008**

**Washboy Adhesive**

- 30 gm Tube for use with adhesive handles and sponges



**BAT-MAXPG**

**BAT Maximo Grate**

- Plastic
- Hangs in bucket



**S-50**

*General Purpose  
Sponge*

- 200 x 150 x 50mm



**S-100**

*General Purpose  
Sponge*

- 200 x 150 x 100mm



**SP-DLXCELL**

*Deluxe Cellulose  
Sponge*

- 190 x 135 x 55mm



**WB-HANDSP**

*Washboy Hand  
Sponge*

- 165 x 110 x 65mm



**SP-TILSLA**

*Tilers & Slaters  
Sponge*

- 300 x 210 x 35mm



**RAI-AHS**

*Raimondi Avana  
Sponge*

- 190 x 120 x 70mm



**RAI-SHS**

*Raimondi Sweepex  
Sponge*

- 160 x 120 x 70mm



**RAI-SWHAS**

*Raimondi Sweepex  
Abrasive & Sponge*

- 160 x 90 x 70mm



**RAI-SPCHA**

*Raimondi Cellulose  
Abrasive & Sponge*


- 160 x 90 x 70mm



**RAI-HAS**

*Raimondi Hard  
Abrasive Sponge*

- 160 x 90 x 70mm



**RAI-SPADF**

*Scouring / Finishing  
Pad*

- Low Abrasive
- 120 x 250 x 20mm



**RAI-SPADM**

*Scouring / Finishing  
Pad*

- Medium Abrasive
- 120 x 250 x 20mm



**RAI-SPADH**

*Scouring / Finishing  
Pad*

- High Abrasive
- 120 x 250 x 20mm



**RAI-SPADKIT**

*Scouring / Finishing Kit*

- 1 x Velcro Handle
- 1 x RAI-SPADF
- 1 x RAI-SPADM
- 1 x RAI-SPADH



**WTC-38**

**3 Wing Tile Core**

- Tungsten Carbide
- 38mm Diameter



**WTC-50**

**3 Wing Tile Core**

- Tungsten Carbide
- 50mm Diameter



**TB-273**

**Triangular Boart**

- Tungsten Carbide
- 2 to 73mm Diameter



**HCG**

**Adjustable Tile Core**

- Tungsten Carbide
- 23 to 94mm Diameter



**HCG-SC**

**Replacement Cutting Tips**

- Suit HCG
- 1 Centre & 2 Outer Tips



**EPDB-6**

**Electroplated Diamond Core Drill**

- 6mm



WET USE

**EPDB-8**

**Electroplated Diamond Core Drill**

- 8mm Diameter



WET USE

**EPDB-10**

**Electroplated Diamond Core Drill**

- 10mm Diameter



WET USE

**EPDB-12**

**Electroplated Diamond Core Drill**

- 12mm Diameter



WET USE

**EPDB-38**

**Electroplated Diamond Core Drill**

- 38mm Diameter



WET USE

**EPDB-5PUK**

**Electroplated Diamond Core Drill Set**

- 5, 6, 8, 10 & 12mm Diameter Bits
- 0.9L Water Pressure Bottle
- 5 Hole Universal Suction Drill Guide
- 1.8m Flexible Hose



WET USE

**SIG-54A**

**Sigma Diamond Core Drill**

- 25mm Diameter
- 10mm Shaft



WET USE

**SIG-55**

**Sigma Diamond Core Drill**

- 35mm Diameter
- 10mm Shaft



WET USE

**SIG-56**

**Sigma Diamond Core Drill**

- 40mm Diameter
- 10mm Shaft



WET USE

**SIG-57**

**Sigma Diamond Core Drill**

- 50mm Diameter
- 10mm Shaft



WET USE

**SIG-57A**

**Sigma Diamond Core Drill**

- 60mm Diameter
- 10mm Shaft



WET USE

**SIG-58**

**Sigma Diamond Core Drill**

- 65mm Diameter
- 10mm Shaft



WET USE

**SIG-59A**

**Sigma Diamond Core Drill**

- 75mm Diameter
- 10mm Shaft



WET USE

**SIG-87D1**

**Sigma Guide**

- Steel Plate With Rubber
- Guide Post (Removable)



**RAI-WFCK**

**Raimondi Caratone Kit**

Contents:

- 1 x RAI- Bucket
- 1 x RAI- Support
- 1 x RAI-WFCA
- 1 x RAI-WFSG
- 1 x RAI-WCDSC
- 1 x RAI-DBADAP
- 1 x RAI-DCBLP
- 1 x WFWP Water Pump

(Kit Not Pictured)

**SIG-87B**

**Sigma Water Feed**

- Suit M14 Core Drills (RAI-DBADAP Required for Use with RAI-DDB Pin & Core Drills)



**RAI-WFCA**

**Raimondi Water Feed**

- Used with RAI-DDB Pin and Core Drills (Incl. RAI-DBADAP)



**RAI-DCBLP**

**Raimondi Locking Pin**

- Fits RAI-DBADAP Using RAI-DDB Core Drills




**RAI-DBADAP**

**Raimondi Adapter**

- Used with RAI-DDB Pin and Core Drills



Diagram of Water Feed / Adapter / Drill Bits



**RAI-WFSG**

**Raimondi Drill Guide / Splash Guard**

- Fits to RAI-WFCA (As Illustrated in picture)



**RAI-WCDSC**

**Raimondi Drill Support and Depth Gauge**

- Fits to Drill (Not Included)
- Used with RAI-WFCA (As Illustrated in picture)



**RAI-WFTSB**

**Raimondi Tile Support Bench**

- Durable "Cutting Board" Material



**RAI-WFWT56**

**Raimondi Water Tray**

- 56L Capacity







## RAI-FORASPEED

### Raimondi Foraspeed Drilling Machine

- 6 to 120mm Core/Drill
  - 1kW Motor
  - 260 to 1050rpm Variable Speed
  - 30mm Maximum Thickness
  - 700mm Maximum Tile Size
- For Drilling Porcelain, Ceramics, Marble and Granite, Etc.
  - Drill Centre of up to 700 x 700mm Tile Size
  - Water Pump with Through Bit Cooling
  - Pre-Drill or Drill Floor Tiles Already Installed



### RAI-DDB6

#### Raimondi Diamond Pin Drill

- 6mm

WET USE



### RAI-DDB8

#### Raimondi Diamond Pin Drill

- 8mm

WET USE



### RAI-DDB10

#### Raimondi Diamond Pin Drill

- 10mm

WET USE



### RAI-DDB12

#### Raimondi Diamond Pin Drill

- 12mm

WET USE



### RAI-DDB20

#### Raimondi Diamond Core Drill

- 20mm
- Fits to RAI-DBADAP

WET USE



### RAI-DDB22

#### Raimondi Diamond Core Drill

- 22mm
- Fits to RAI-DBADAP

WET USE



### RAI-DDB25

#### Raimondi Diamond Core Drill

- 25mm
- Fits to RAI-DBADAP

WET USE



### RAI-DDB30

#### Raimondi Diamond Core Drill

- 3v0mm
- Fits to RAI-DBADAP

WET USE



**RAI-DDB35**

*Raimondi Diamond Core Drill*

- 35mm
- Fits to RAI-DBADAP



WET USE

**RAI-DDB40**

*Raimondi Diamond Core Drill*

- 40mm
- Fits to RAI-DBADAP



WET USE

**RAI-DDB45**

*Raimondi Diamond Core Drill*

- 45mm
- Fits to RAI-DBADAP



WET USE

**RAI-DDB50**

*Raimondi Diamond Core Drill*

- 50mm
- Fits to RAI-DBADAP



WET USE

**RAI-DDB55**

*Raimondi Diamond Core Drill*

- 55mm
- Fits to RAI-DBADAP



WET USE

**RAI-DDB60**

*Raimondi Diamond Core Drill*

- 60mm
- Fits to RAI-DBADAP



WET USE

**RAI-DDB65**

*Raimondi Diamond Core Drill*

- 65mm
- Fits to RAI-DBADAP



WET USE

**RAI-DDB70**

*Raimondi Diamond Core Drill*

- 70mm
- Fits to RAI-DBADAP



WET USE

**RAI-DDB75**

*Raimondi Diamond Core Drill*

- 75mm
- Fits to RAI-DBADAP



WET USE

**RAI-DDB80**

*Raimondi Diamond Core Drill*

- 80mm
- Fits to RAI-DBADAP



WET USE

**RAI-DDB90**

*Raimondi Diamond Core Drill*

- 90mm
- Fits to RAI-DBADAP



WET USE

**RAI-DDB100**

*Raimondi Diamond Core Drill*

- 100mm
- Fits to RAI-DBADAP



WET USE

**RAI-DDB110**

*Raimondi Diamond Core Drill*

- 110mm
- Fits to RAI-DBADAP



WET USE

**RAI-DDB115**

*Raimondi Diamond Core Drill*

- 115mm
- Fits to RAI-DBADAP



WET USE

**RAI-DDB120**

*Raimondi Diamond Core Drill*

- 120mm
- Fits to RAI-DBADAP



WET USE

**RAI-DCDB6**

Raimondi Diamond Core Drill

- 6mm
- Fits to M14 Thread



DRY USE

**RAI-DCDB8**

Raimondi Diamond Core Drill

- 8mm
- Fits to M14 Thread



DRY USE

**RAI-DCDB10**

Raimondi Diamond Core Drill

- 10mm
- Fits to M14 Thread



DRY USE

**RAI-DCDB12**

Raimondi Diamond Core Drill

- 12mm
- Fits to M14 Thread



DRY USE

**RAI-DCDB14**

Raimondi Diamond Core Drill

- 14mm
- Fits to M14 Thread



DRY USE

**RAI-DCDB20**

Raimondi Diamond Core Drill

- 20mm
- Fits to M14 Thread



DRY USE

**RAI-DCDB27**

Raimondi Diamond Core Drill

- 27mm
- Fits to M14 Thread



DRY USE

**RAI-DCDB35**

Raimondi Diamond Core Drill

- 35mm
- Fits to M14 Thread



DRY USE

**RAI-DCDB40**

Raimondi Diamond Core Drill

- 40mm
- Fits to M14 Thread



DRY USE

**RAI-DCDB50**

Raimondi Diamond Core Drill

- 50mm
- Fits to M14 Thread



DRY USE

**RAI-DCDB60**

Raimondi Diamond Core Drill

- 60mm
- Fits to M14 Thread



DRY USE

**RAI-DCDB65**

Raimondi Diamond Core Drill

- 65mm
- Fits to M14 Thread



DRY USE

**RAI-DCDB75**

Raimondi Diamond Core Drill

- 75mm
- Fits to M14 Thread



DRY USE

<p><b>OK</b></p>			<p><b>NO</b></p>
<p><b>* CORRETTO UTILIZZO</b> Per i diametri inferiori a 14 mm (9/16"), per una resa ottimale, spegnere l'elettrotensile e raffreddare dopo ogni foro (vedi foto in alto a destra).</p>			
<p><b>* CORRECT USE</b> For obtaining the best output of the diamond core bits of diameter less than 14 mm (9/16"), switch off the grinder and water-cool the bit after having made every hole (see picture left - top).</p>			
			<p><b>*IMPORTANT</b></p>



**MAR-PG7X-DKIT1**

**Marcris PG750X Kit 1**

- Dry Drilling Kit
- Carry Case
- Steel Drill Guide (MAR-PG7-DG625)
- MAR-PG7X-D6, 8 and 10mm



DRY USE

**MAR-PG7X-D6**

**Marcris PG750X Tile Drill**

- 6mm
- Dry Drilling



DRY USE

**MAR-PG7X-D8**

**Marcris PG750X Tile Drill**

- 8mm
- Dry Drilling



DRY USE

**MAR-PG7X-D10**

**Marcris PG750X Tile Drill**

- 10mm
- Dry Drilling



DRY USE

**MAR-PG7X-D14**

**Marcris PG750X Tile Drill**

- 14mm
- Dry Drilling



DRY USE

**MAR-PG7-DG625**

**Marcris PG750 Tile Drill**

- 6, 8, 10, 15, 20 & 25mm
- Suction Cup



### MAR-PG8-K1

#### Marcris PG850 Tile Drill - Kit One

- 6 & 36mm
- Water Feed
- Pressure Bottle
- Suction Cup Guide



### MAR-PG8-K2

#### Marcris PG850 Tile Drill - Kit Two

- 6, 8, 10, 15, 19, 26, 32, 36, 44 & 112mm
- Water Feed
- Pressure Bottle
- Suction Cup Guide



### MAR-PG8-WSA

#### Marcris PG850 Water Feed

- Fits to MAR-PG8 Core Drills
- 1/2" x 20 UNF Thread



### MAR-PG8-6

#### Marcris PG850 Tile Drill

- 6mm
- Fits to MAR-PG8-WSA



WET USE

### MAR-PG8-8

#### Marcris PG850 Tile Drill

- 8mm
- Fits to MAR-PG8-WSA

### MAR-PG8-10

#### Marcris PG850 Tile Drill

- 10mm
- Fits to MAR-PG8-WSA

### MAR-PG8-15

#### Marcris PG850 Tile Drill

- 15mm
- Fits to MAR-PG8-WSA



WET USE



WET USE



WET USE



**MAR-PG8-19**

*Marcris PG850 Tile Drill*

- 19mm
- Fits to MAR-PG8-WSA



WET USE

**MAR-PG8-22**

*Marcris PG850 Tile Drill*

- 22mm
- Fits to MAR-PG8-WSA



WET USE

**MAR-PG8-26**

*Marcris PG850 Tile Drill*

- 26mm
- Fits to MAR-PG8-WSA



WET USE

**MAR-PG8-32**

*Marcris PG850 Tile Drill*

- 32mm
- Fits to MAR-PG8-WSA



WET USE

**MAR-PG8-36**

*Marcris PG850 Tile Drill*

- 36mm
- Fits to MAR-PG8-WSA



WET USE

**MAR-PG8-44**

*Marcris PG850 Tile Drill*

- 44mm
- Fits to MAR-PG8-WSA



WET USE

**MAR-PG8-70**

*Marcris PG850 Tile Drill*

- 70mm
- Fits to MAR-PG8-WSA



WET USE

**MAR-PG8-80**

*Marcris PG850 Tile Drill*

- 80mm
- Fits to MAR-PG8-WSA



WET USE

**MAR-PG8-112**

*Marcris PG850 Tile Drill*

- 112mm
- Fits to MAR-PG8-WSA



WET USE

### Continuous Rim - R10S

DB-4-R10S	Unitec R10S Continuous Rim Blade - 22.2/20/16 - 105mm
DB45-R10S	Unitec R10S Continuous Rim Blade - 22.2/20/16 - 115mm
DB5-R10S	Unitec R10S Continuous Rim Blade - 22.2/20/16 - 125mm
DB8-R10S	Unitec R10S Continuous Rim Blade - 25.4/22.2 - 200mm
DB10-R10S	Unitec R10S Continuous Rim Blade - 30/25.4 - 250mm
DB12-R10S	Unitec R10S Continuous Rim Blade - 30/25.4 - 300mm
DB14-R10S	Unitec R10S Continuous Rim Blade - 30/25.4 - 350mm



### Pro Continuous Rim - R30P

DB-4-R30P	Unitec R30P Continuous Rim Blade - 22.2/20/16 - 105mm
DB45-R30P	Unitec R30P Continuous Rim Blade - 22.2/20/16 - 115mm
DB5-R30P	Unitec R30P Continuous Rim Blade - 22.2/20/16 - 125mm
DB8-R30P	Unitec R30P Continuous Rim Blade - 25.4/22.2 - 200mm
DB10-R30P	Unitec R30P Continuous Rim Blade - 30/25.4 - 250mm
DB12-R30P	Unitec R30P Continuous Rim Blade - 30/25.4 - 300mm
DB-14-R30P	Unitec R30P Continuous Rim Blade - 30/25.4 - 350mm



### Turbo Rim - T20S

DB4-T20S	Unitec T20S Turbo Rim Blade - 22.2/20/16 - 105mm
DB-45-T20S	Unitec T20S Turbo Rim Blade - 22.2/20/16 - 115mm
DB5-T20S	Unitec T20S Turbo Rim Blade - 22.2/20/16 - 125mm



### Pro Turbo Rim - KT1

DB-4-KT1	Unitec KT1 Turbo Rim Blade - 22.2/20/16 - 105mm
DB45-KT1	Unitec KT1 Turbo Rim Blade - 22.2/20/16 - 115mm
DB5-KT1	Unitec KT1 Turbo Rim Blade - 22.2/20/16 - 125mm
DB8-KT1	Unitec KT1 Turbo Rim Blade - 25.4/22.2 - 200mm
DB10-KT1	Unitec KT1 Turbo Rim Blade - 30/25.4 - 250mm
DB12-KT1	Unitec KT1 Turbo Rim Blade - 30/25.4 - 300mm
DB14-KT1	Unitec KT1 Turbo Rim Blade - 30/25.4 - 350mm





### BAT Pro Diamond - Mesh Rim

BD-MTR-105	BAT Pro Diamond Mesh Rim Blade - 22.2/20/16 - 105mm
BD-MTR-115	BAT Pro Diamond Mesh Rim Blade - 22.2/20/16 - 115mm
BD-MTR-125	BAT Pro Diamond Mesh Rim Blade - 22.2/20/16 - 125mm
BD-MTR-180	BAT Pro Diamond Mesh Rim Blade - 25.4/22.2 - 180mm
BD-MTR-250	BAT Pro Diamond Mesh Rim Blade - 25.4/22.2 - 250mm
BD-MTR-350	BAT Pro Diamond Mesh Rim Blade - 25.4/22.2 - 350mm



### BAT Pro Diamond - Thin Turbo Rim

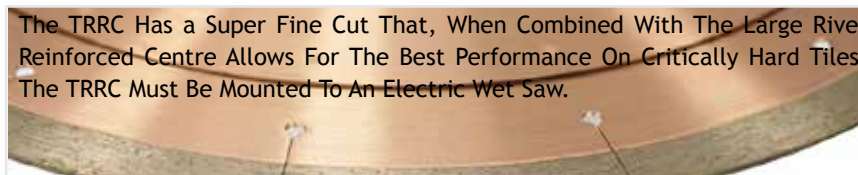
BD-TTR-105	BAT Pro Diamond Thin Turbo Rim Blade - 22.2/20/16 - 105mm
BD-TTR-115	BAT Pro Diamond Thin Turbo Rim Blade - 22.2/20/16 - 115mm
BD-TTR-125	BAT Pro Diamond Thin Turbo Rim Blade - 22.2/20/16 - 125mm



### BAT Pro Diamond - Thin Rim Reinforced Centre

BD-TRRC-250	BAT Pro Diamond Thin Rim Reinforced - 25.4/22.2 - 250mm
BD-TRRC-300	BAT Pro Diamond Thin Rim Reinforced - 30/25.4 - 300mm
BD-TRRC-350	BAT Pro Diamond Thin Rim Reinforced - 30/25.4 - 350mm

The TRRC Has a Super Fine Cut That, When Combined With The Large Rivet Reinforced-Centre Allows For The Best Performance On Critically Hard Tiles. The TRRC Must Be Mounted To An Electric Wet Saw.



### BAT Pro Diamond - Grinding Wheel

BD-GWSC-100	BAT Pro Super Cluster Grinding Wheel - 22.2/20 - 100mm
BD-GWSC-180	BAT Pro Super Cluster Grinding Wheel - 25.4/22 - 180mm

Super Cluster Grinding Wheel for Removing, Grinding, Preparing, Finishing of Various Surfaces. Some of Which are Epoxy's, Urethanes, Ferrous Metals, Concrete, Stone and Various Others.

**Important:**  
 Delamination Can Occur When Diamond Blades Are Subjected To Incorrect Use.  
 Diamond Blades Are Not Designed For "Side-Grinding". (Unless Specifically Indicated)  
 Super Thin Blades Have Been Developed For Faster More Efficient Cutting Of Critically Hard Tiles.  
 The Thin Wall Must Be Protected (Both During Use and When At Rest).



### Raimondi Continuous Rim - Economy

RAI-DBCC180	Raimondi Continuous Rim Blade - 25.4 - 180mm
RAI-DBCC200E	Raimondi Continuous Rim Blade - Economy - 25.4 - 200mm



### Raimondi Continuous Rim - Premium

RAI-DBCC200	Raimondi Continuous Rim Blade - 25.4 - 200mm
RAI-DBCC250	Raimondi Continuous Rim Blade - 25.4 - 250mm
RAI-DBCC300	Raimondi Continuous Rim Blade - 30/25.4 - 300mm
RAI-DBCC350	Raimondi Continuous Rim Blade - 30/25.4 - 350mm



### Raimondi Slotted Rim - Porcelain

RAI-DBSET200SP	Raimondi Multilayer Slotted Rim - Porcelain - 25.4 - 200mm
RAI-DBSET250BE	Raimondi Slotted Rim - Porcelain Economy - 25.4 - 250mm
RAI-DBSET250SP	Raimondi Multilayer Slotted Rim - Porcelain - 25.4 - 250mm
RAI-DB12SET300B	Raimondi Slotted Rim - Porcelain - 30/25.4 - 300mm
RAI-DBSET350B	Raimondi Slotted Rim - Porcelain - 30/25.4 - 350mm

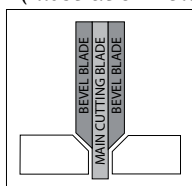



### Raimondi Specialist Rim - Bevel

RAI-DBCC250B	Raimondi Continuous Rim - 45° Bevel - 250mm
--------------	---

To Be Mounted With 300mm Continuous or Slotted Rim

(Illustration Below Showing Two Bevel Blades)






<i>Raimondi Segmented Rim - Economy</i>	
RAI-DBSET250E	Raimondi Segmented Rim Blade - Economy - 25.4 - 250mm
RAI-DBSET300E	Raimondi Segmented Rim Blade - Economy - 30/25.4 - 300mm
RAI-DBSET360E	Raimondi Segmented Rim Blade - Economy - 30/25.4 - 360mm



<i>Raimondi Segmented Rim - Premium</i>	
RAI-DBSET300	Raimondi Segmented Rim Blade - Premium - 30/25.4 - 300mm
RAI-DBSET360	Raimondi Segmented Rim Blade - Premium - 30/25.4 - 360mm



<i>Raimondi Segmented Rim - Granite</i>	
RAI-DBSET300G	Raimondi Segmented Rim Blade - Granite - 30/25.4 - 300mm
RAI-DBSET350G	Raimondi Segmented Rim Blade - Granite - 30/25.4 - 350mm



<i>Raimondi Turbo Rim</i>	
RAI-DBCCT250	Raimondi Turbo Rim Blade - 25.4 - 250mm
RAI-DBCCT300	Raimondi Turbo Rim Blade - 30/25.4 - 300mm
RAI-DBCCT350	Raimondi Turbo Rim Blade - 30/25.4 - 350mm

## Sigma Continuous Rim - Premium

SIG-60E

Sigma Continuous Rim Blade - 30 - 200mm



## Sigma J Slotted Rim - Premium

SIG-74C

Sigma J Slotted Rim Blade - 30 - 300mm



## Diamond Blade - Centre Bushes

BD-BUSH-2016	Diamond Blade Bush 20/16
BD-BUSH-2216	Diamond Blade Bush 22.2/16
BD-BUSH-2220	Diamond Blade Bush 22.2/20
BD-BUSH-2516	Diamond Blade Bush 25.4/16
BD-BUSH-2520	Diamond Blade Bush 25.4/20
BD-BUSH-2522	Diamond Blade Bush 25.4/22.2
BD-BUSH-2522R	Diamond Blade Bush - suit. Rein. Centre 25.4/22.2
BD-BUSH-3022	Diamond Blade Bush 30/22.2
BD-BUSH-3025	Diamond Blade Bush 30/25.4
BD-BUSH-3025R	Diamond Blade Bush - suit Rein. Centre 30/25.4





**SL-(Size)**

**BAT Spirit Level**

- 2 Vials
- Made in Europe

**RAI-AL(Size)**


**Raimondi Adjustable Level**

- 0°, 45°, 90°, 135° & 180° Square

**RAI-FL(Size)**

**Raimondi Fixed Level**

- 45° & 90° Square



Code	Description
SL-40	BAT Spirit Level - 2 Vials - 400mm
SL-60	BAT Spirit Level - 2 Vials - 600mm
SL-80	BAT Spirit Level - 2 Vials - 800mm
SL-100	BAT Spirit Level - 2 Vials - 1000mm
SL-120	BAT Spirit Level - 2 Vials - 1200mm
SL-150	BAT Spirit Level - 2 Vials - 1500mm
SL-180	BAT Spirit Level - 2 Vials - 1800mm
RAI-FL75	Raimondi Fixed Level / Square - 750mm Long Edge
RAI-FL100	Raimondi Fixed Level / Square - 1000mm Long Edge
RAI-AL50	Raimondi Adjustable Level / Square - 500mm Closed
RAI-AL100	Raimondi Adjustable Level / Square - 1000mm Closed

### BSE-(Size)

#### BAT Straight Edge

- Matt Silver Anodised
- 100 x 22mm



Code	Description
BSE-1500	BAT Straight Edge Matt Silver Anodised - 100 x 22 x 1500mm
BSE-1800	BAT Straight Edge Matt Silver Anodised - 100 x 22 x 1800mm
BSE-2100	BAT Straight Edge Matt Silver Anodised - 100 x 22 x 2100mm
BSE-2400	BAT Straight Edge Matt Silver Anodised - 100 x 22 x 2400mm
BSE-2700	BAT Straight Edge Matt Silver Anodised - 100 x 22 x 2700mm
BSE-3000	BAT Straight Edge Matt Silver Anodised - 100 x 22 x 3000mm
BSE-CUSTOM	Custom Length Of Above In 100mm Increments To A Maximum Length Of 5000mm

### SE-95-(Size) & SEH-95-1800

#### Straight Edge With Vial Straight Edge With Vial & Handles

- 95 x 18mm



Code	Description
SE-95-1800	Straight Edge With Vial - 95 x 18 x 1800mm
SE-95-2500	Straight Edge With Vial - 95 x 18 x 2500mm
SE-95-3000	Straight Edge With Vial - 95 x 18 x 3000mm
SEH-95-1800	Straight Edge With Vial & Handles - 95 x 18 x 1800mm



### BAT-SE72-(Size)

#### BAT Straight Edge

- Powder Coated
- 70 x 20mm



Code	Description
BAT-SE72-1200	BAT Straight Edge Powder Coated - 70 x 20 x 1200mm
BAT-SE72-1500	BAT Straight Edge Powder Coated - 70 x 20 x 1500mm
BAT-SE72-1800	BAT Straight Edge Powder Coated - 70 x 20 x 1800mm
BAT-SE72-2100	BAT Straight Edge Powder Coated - 70 x 20 x 2100mm
BAT-SE72-2400	BAT Straight Edge Powder Coated - 70 x 20 x 2400mm
BAT-SE72-2700	BAT Straight Edge Powder Coated - 70 x 20 x 2700mm
BAT-SE72-3000	BAT Straight Edge Powder Coated - 70 x 20 x 3000mm
BAT-SE72-CUSTOM	Custom Length Of Above In 100mm Increments To A Maximum Length Of 5000mm

### BAT-SB-(Size)

#### BAT Screed Bar With Handle

- Powder Coated
- Dual Reversible Edge (Cutting & Pushing)



Code	Description
BAT-SB-1500	BAT Screed Bar With Handle - Powder Coated - 50 x 45 x 1500mm
BAT-SB-1800	BAT Screed Bar With Handle - Powder Coated - 50 x 45 x 1800mm
BAT-SB-2100	BAT Screed Bar With Handle - Powder Coated - 50 x 45 x 2100mm
BAT-SB-2400	BAT Screed Bar With Handle - Powder Coated - 50 x 45 x 2400mm
BAT-SB-2700	BAT Screed Bar With Handle - Powder Coated - 50 x 45 x 2700mm
BAT-SB-3000	BAT Screed Bar With Handle - Powder Coated - 50 x 45 x 3000mm
BAT-SB-3600	BAT Screed Bar With Handle - Powder Coated - 50 x 45 x 3600mm
BAT-SB-4200	BAT Screed Bar With Double Handles - Powder Coated - 50 x 45 x 4200mm
BAT-SB-5000	BAT Screed Bar With Double Handles - Powder Coated - 50 x 45 x 5000mm

**RAI-DIALOG40**

**Raimondi Diagonal Layout Guide**

- 400mm Sliding Bar



**RAI-DIALOG50**

**Raimondi Diagonal Layout Guide**

- 500mm Sliding Bar



**RAI-LSTAND**

**Raimondi Krick Krock**

- Wall Levelling Guides



**ADA-TM5**

**Tape Measure**

- 25mm x 5m Easy Read Tape
- Shock Resistant Rubber Outer
- Blade Lock



**ADA-TM8**

**Tape Measure**

- 25mm x 8m Easy Read Tape
- Shock Resistant Rubber Outer
- Blade Lock



**CL**

**Chalk Line**

- Alloy Housing
- 33m (100 ft)



**CL-BR**

**Chalk Line Refill**

- Blue 224g (8 oz)



**CL-RR**

**Chalk Line Refill**

- Red 224g (8 oz)

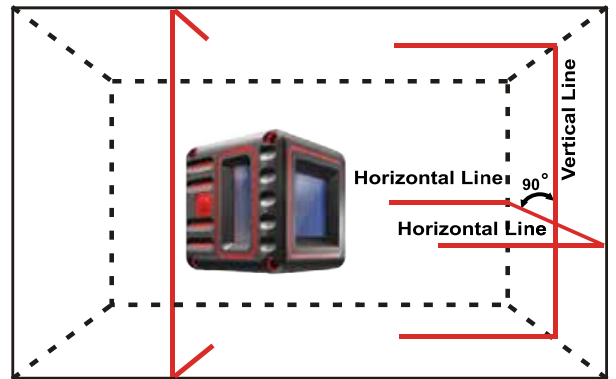




### ADA-CUBE-3DK

#### ADA Instruments Line Laser

- Self Levelling
- 90° Square
- Vertical & Horizontal Cross Lines
- Upto 20m Working Range
- Complete Kit Includes:
  - Plastic Case
  - Adjustable Tripod with Pivot Mount
  - Universal Clamp Mount
  - Laser Visibility Glasses
  - 3 x AAA Alkaline Batteries
- Lockable Laser to Prevent Damage to Self Levelling Compensator while not in use.



### ADA-COSMO-40

#### ADA Instruments Laser Distance Meter

- Laser Point Measuring up to 40m
- IP 54 Rated
- 2 x AAA Alkaline Batteries
- Single & Continuous Distance Measure
- Minimum / Maximum Measurement
- Area Measurement
- Volume Measurement
- Indirect Measurements / Calculations



### RAI-LSK

#### Raimondi Levelling System Starter Kit

- 1 x RAI-LSATPF
- 1 x RAI-LSBC100 (Base Clips)
- 1 x RAI-LSW100 (Wedges)



### RAI-LSATPF

#### RLS Adjustable Traction Pliers - Floor



### RAI-LSATPW

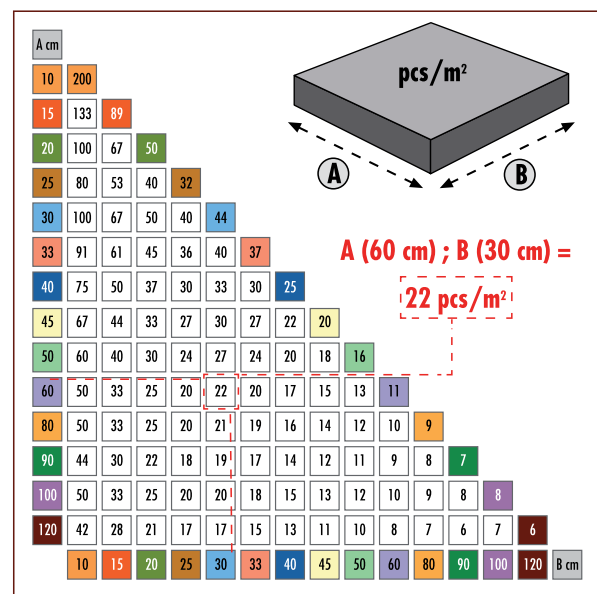
#### RLS Adjustable Traction Pliers - Wall



### RAI-LSATPC

#### RLS Replacement Protective Cap


- For Adjustable Traction Pliers - Both Wall & Floor Pliers





**RAI-3DLSBC(Size)**

- RLS Base Clips - 3D**
- Minimum Joint Width 1.5mm
  - Tile Thickness 3 - 12mm
  - Various Quantities Available



Code	Description
RAI-3DLSBC100	Raimondi 3D Levelling System Base Clips - (3-12mm) - 100 pcs
RAI-3DLSBC250	Raimondi 3D Levelling System Base Clips - (3-12mm) - 250 pcs
RAI-3DLSBC500	Raimondi 3D Levelling System Base Clips - (3-12mm) - 500 pcs
RAI-3DLSBC3000	Raimondi 3D Levelling System Base Clips - (3-12mm) - 3,000 pcs



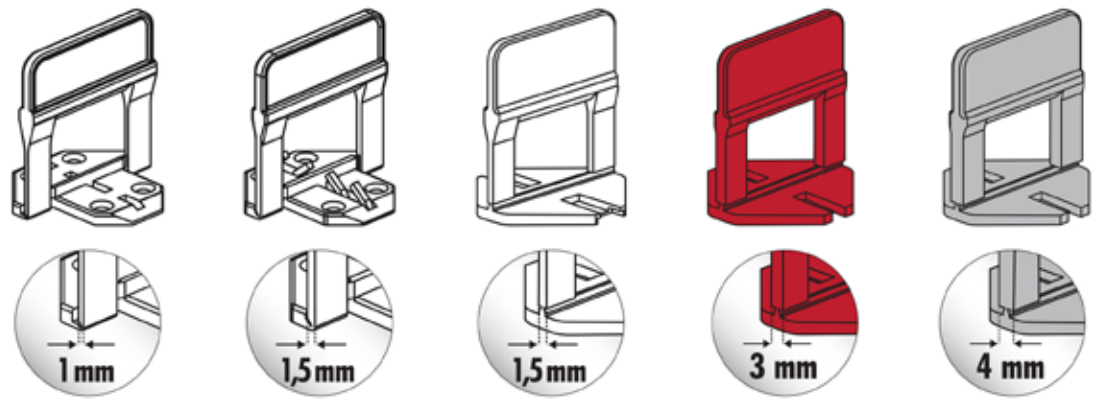
**RAI-LSBC1MM(Size)**

- RLS Base Clips - 1mm**
- Minimum Joint Width 1.0mm
  - Tile Thickness 3 - 12mm
  - Various Quantities Available



Code	Description
RAI-LSBC1MM100	Raimondi Levelling System Base Clips 1mm - (3-12mm) - 100 pcs
RAI-LSBC1MM250	Raimondi Levelling System Base Clips 1mm - (3-12mm) - 250 pcs
RAI-LSBC1MM500	Raimondi Levelling System Base Clips 1mm - (3-12mm) - 500 pcs
RAI-LSBC1MM3000	Raimondi Levelling System Base Clips 1mm - (3-12mm) - 3,000 pcs

Please enquire about the availability of the 3mm and 4mm RLS Base Clips for more details.



### RAI-LSBC(Size)

#### RLS Base Clips

- Minimum Joint Width 1.5mm
- Small Clips - Tile Thickness 3 - 12mm
- Various Quantities Available



Code	Description
RAI-LSBC100	Raimondi Levelling System Base Clips - Small (3-12mm) - 100 pcs
RAI-LSBC250	Raimondi Levelling System Base Clips - Small (3-12mm) - 250 pcs
RAI-LSBC500	Raimondi Levelling System Base Clips - Small (3-12mm) - 500 pcs
RAI-LSBC2000	Raimondi Levelling System Base Clips - Small (3-12mm) - 2,000 pcs

### RAI-LSBCL(Size)

#### RLS Base Clips - Large

- Minimum Joint Width 1.5mm
- Large Clips - Tile Thickness 12 - 20mm
- Various Quantities Available



Code	Description
RAI-LSBCL200	Raimondi Levelling System Base Clips - Large (12-20mm) - 200 pcs
RAI-LSBCL400	Raimondi Levelling System Base Clips - Large (12-20mm) - 400 pcs
RAI-LSBCL1500	Raimondi Levelling System Base Clips - Large (12-20mm) - 1,500 pcs

### RAI-LSW(Size)

#### RLS Wedges

- Used For Small, Large & 3D Base Clips
- Reusable
- Various Quantities Available



Code	Description
RAI-LSW100	Raimondi Levelling System Wedges - 100 pcs
RAI-LSW250	Raimondi Levelling System Wedges - 250 pcs
RAI-LSW500	Raimondi Levelling System Wedges - 500 pcs
RAI-LSW1000	Raimondi Levelling System Wedges - 1,000 pcs



## 1mm Tile Crosses



Code	Description
RAI-TC1200	Raimondi Tile Crosses 1mm x 200 Bag
RAI-TC11000	Raimondi Tile Crosses 1mm x 1,000 Carton

## 1.5mm Tile Crosses



Code	Description
TC-100	Tile Crosses 1.5mm x 100 Bag
TC-500-ECON	Tile Crosses 1.5mm x 500 Bag - No Header Card
TC-500	Tile Crosses 1.5mm x 500 Bag
TC-1000	Tile Crosses 1.5mm x 1,000 Bag
TCB-2000	Tile Crosses 1.5mm x 2,000 Bucket
TCB-3000	Tile Crosses 1.5mm x 3,000 Bucket
TCB-5000	Tile Crosses 1.5mm x 5,000 Bucket
TCB-10000	Tile Crosses 1.5mm x 10,000 Bucket
TCB-15000	Tile Crosses 1.5mm x 15,000 Bucket
TCB-20000	Tile Crosses 1.5mm x 20,000 Bucket
TCB-50000	Tile Crosses 1.5mm x 50,000 Bulk Bag

## 1.5mm Tile Crosses - Deep



Code	Description
TCD-100	Deep Tile Crosses 1.5mm x 100 Bag
TCD-250	Deep Tile Crosses 1.5mm x 250 Bag
TCD-500	Deep Tile Crosses 1.5mm x 500 Bag
TCDB-2000	Deep Tile Crosses 1.5mm x 2,000 Bucket
TCDB-5000	Deep Tile Crosses 1.5mm x 5,000 Bucket
TCDB-10000	Deep Tile Crosses 1.5mm x 10,000 Bucket

## 2mm Tile Crosses

Code	Description
RAI-TC2200	Raimondi Tile Crosses 2mm x 200 Bag
RAI-TC21000	Raimondi Tile Crosses 2mm x 1,000 Carton
TC2-100	Tile Crosses 2mm x 100 Bag
TC2-500	Tile Crosses 2mm x 500 Bag
TC2B-2000	Tile Crosses 2mm x 2,000 Bucket
TC2B-10000	Tile Crosses 2mm x 10,000 Bucket
TC2B-20000	Tile Crosses 2mm x 20,000 Bucket



## 3mm Tile Crosses

Code	Description
TC3-100	Tile Crosses 3mm x 100 Bag
TC3-500-ECON	Tile Crosses 3mm x 500 Bag - No header Card
TC3-500	Tile Crosses 3mm x 500 Bag
TC3-1000	Tile Crosses 3mm x 1,000 Bag
TC3B-2000	Tile Crosses 3mm x 2,000 Bucket
TC3B-5000	Tile Crosses 3mm x 5,000 Bucket
TC3B-10000	Tile Crosses 3mm x 10,000 Bucket
TC3B-15000	Tile Crosses 3mm x 15,000 Bucket



## 4mm Tile Crosses

Code	Description
RAI-TC41000	Raimondi Tile Crosses 4mm x 1,000 Bag



## 5mm Tile Crosses



Code	Description
TC5-100	Tile Crosses 5mm x 100 Bag
TC5-250	Tile Crosses 5mm x 250 Bag
TC5-500	Tile Crosses 5mm x 500 Bag
TC5B-1000	Tile Crosses 5mm x 1,000 Bucket
TC5B-5000	Tile Crosses 5mm x 5,000 Bucket
TC5B-10000	Tile Crosses 5mm x 10,000 Bucket

## 8mm Tile Crosses



Code	Description
RAI-TC8200	Raimondi Tile Crosses 8mm x 200 Bag
RAI-TC81000	Raimondi Tile Crosses 8mm x 1,000 Carton

## 10mm Tile Crosses



Code	Description
TC10-100	Tile Crosses 10mm x 100 Bag
TC10-250	Tile Crosses 10mm x 250 Bag
TC10B-500	Tile Crosses 10mm x 500 Bucket
TC10B-1000	Tile Crosses 10mm x 1,000 Bucket

### 1.5mm T Shapes

Code	Description
TS-100	Tile T Shapes 1.5mm x 100 Bag
TS-500	Tile T Shapes 1.5mm x 500 Bag
TS-1000	Tile T Shapes 1.5mm x 1,000 Bag
TSB-2000	Tile T Shapes 1.5mm x 2,000 Bucket



### 1.5mm T Shapes - Deep

Code	Description
TSD-500	Deep Tile T Shapes 1.5mm x 500 Bag



### 3mm T Shapes

Code	Description
TS3-100	Tile T Shapes 3mm x 100 Bag
TS3-500	Tile T Shapes 3mm x 500 Bag
TS3B-1000	Tile T Shapes 3mm x 1,000 Bucket



### 5mm T Shapes

Code	Description
TS5-250	Tile T Shapes 5mm x 250 Bag
TS5-500	Tile T Shapes 5mm x 500 Bag



## 10mm T Shapes



Code	Description
TS10-250	Tile T Shapes 10mm x 250 Bag
TS10-500	Tile T Shapes 10mm x 500 Bag

## Wedges



Code	Description
W-100	Tile Wedges x 100 Bag
W-500	Tile Wedges x 500 Bag
WB-1000	Tile Wedges x 1,000 Bucket
RAI-W281000	Raimondi Wedges 28mm x 1,000 Carton
WB-2000	Tile Wedges x 2,000 Bucket

## Wedges - Jumbo




Code	Description
JW-100	Wedges - Jumbo x 100 Bag
JW-250	Wedges - Jumbo x 250 Bag
JW-500	Wedges - Jumbo x 500 Bag
JWB-1000	Wedges - Jumbo x 1,000 Bucket



**SN**

**Side Nipper**


- Offset
- Straight Jaws



**SN-SCJ**

**Side Nipper**


- Offset
- Single Curved Jaw



**SN-CJ**

**Side Nipper**


- Offset
- Dual Curved Jaws



**STN**

**Straight Nipper**


- Inline
- Straight Jaws



**HDTN**

**Heavy Duty Nipper**

- Offset
- Straight Jaws



**PN**

**Parrot Beak Nipper**

- Angled Head
- Used for Enlarging Holes



**DWTN**

**Dual Wheel Nipper**

- Mosaic Nipper
- Dual Rotatable Wheels



Replacement Wheels:  
BAT-540SW (page 15)

**PVC-MULTIMC**

**PVC Multi Cutter**

- With Mitre Guide



**PVC-MULTIMC-SB**

**Replacement Blades**

- Suit PVC-MULTIMC
- Pack of 5 Blades



**TS**

*Tile Scriber*



**UK-1**

*Utility Knife*

- Snap Off Blades



**UKSB-10**

*Replacement Blades*

- Suit UK-1
- Pack of 10 Blades



**GRB-ECON**

*Economy Grout Remover*

- Serrated Tooth Blade



**GR-SB**

*Replacement Blade*

- Suit GRB-ECON



**WS-SG**

*Wallboard Saw*

- 6" (150mm)
- Soft Grip Handle



**GR-DLX-SG**

*Deluxe Grout Remover*

- 1 x Serrated Tooth Blade
- 1 x Tungsten Grit Blade
- Soft Grip Handle



**GR-DLX-SB**

*Replacement Blades*

- 1 x Serrated Tooth Blade
- 1 x Tungsten Grit Blade
- Suit GR-DLX-SG



**TCF-HRSG**

*Tungsten Carbide File*

- 125mm
- Half Round & Flat Faces
- Soft Grip Handle



**BATSC-4**

**BAT Suction Cup**

- 100mm Diameter
- Up to 40Kg Capacity



**BATSC-D4**

**BAT Dual Suction Cup**

- 100mm Diameter
- Up to 80Kg Capacity



**BAT-UDG683**

**BAT Universal Drilling Guide**

- 6mm to 83mm



**RAI-MEDSC**

**Raimondi Medusa Suction Cup**

- 115mm Diameter
- Up to 40Kg Capacity



**RAI-SCD45**

**Raimondi Dual Suction Cup**

- 115mm Diameter
- Up to 90Kg Capacity



**BAT-ZPSH**

**BAT Suction Cup Hook**

- Zinc Plated
- 38mm Diameter
- Up to 6Kg Capacity



**RAI-FREECLOSER**

**Raimondi Free-Cut Closer**

- Suction Cup Device to Adjust Grout Lines
- Use With RLS for Best Results



**RAI-FFKP**

*Raimondi Flat Faced Knee Pads*

- Adjustable Elastic Straps



**RAI-FLKP**

*Raimondi Flexible Faced Knee Pads*

- Adjustable Elastic Straps



**RAI-KPRELAX**

*Raimondi Relax Gel Knee Pads*

- Adjustable Velcro Elastic Straps



**RAI-FLKP-RST**

*Replacement Straps*

- Rubber Straps
- Suits RAI-FFKP & RAI-FLKP
- Set of Two Straps



**RAI-FLKP-ST**

*Replacement Straps*

- Elastic Straps With Clips
- Suits RAI-FFKP & RAI-FLKP
- Set of Two Straps



**RAI-FLKP-IN**

*Replacement Inserts*

- Suits RAI-FLKP
- Set of Two Inserts



**KP-SB**

*Replacement Buttons*

- Suit KPA
- Set of Eight Buttons



**KP-RL**

*Replacement Inserts*

- Suit KPA
- Set of Two Inserts



**KP-ST**

*Replacement Straps*

- Suits KPA
- Set of Four Straps



**KPA**

**Professional Knee Pads**

- BAT Flexible Face Knee Pads



**BOX-W**

**Flat Faced Knee Pads**

- White Anti Scuff



**BOX-B**

**Flat Faced Knee Pads**

- Black



**RAI-MORKC**

**Raimondi Morbidone  
Knee Cushion**



**RAI-NAPOL**

**Raimondi Napoleone**

- Seat With Wheels
- Height Adjustable 270 to 350mm



**RAI-NELSON**

**Raimondi Nelson**

- Rolling Seat and Kneeling Platform
- Height Adjustable 250 to 350mm



**RAI-ELIA**

**Raimondi Elia**

- Bucket and Tile Trolley



**RAI-PUGIOL**

**Raimondi Pugiol**

- Work Bench
- 450 x 770 x 740mm Height



**RAI-HUSKY**

**Raimondi Husky Shoes**

- For Use For Walking on Thinset Adhesive



**RAI-WSWT**

**Raimondi Waffled Shoes**

- For Use For Distributing Weight Over a Larger Surface



**RAI-ISIP**

**Raimondi Isola**

- Tile Platform
- Square Layed Tiles Only
- Minimum Joint Width 2mm



**RAI-FIDO**

**Raimondi Fido Ergonomic Support Handle**

- Use with or without non marking protective feet



**RAI-SL**

**Raimondi Paver / Slab Lifter**

- Adjustable for sizes: 300, 350, 400, 450 & 500mm



**N25BUCK1**

**Ring Shank Nails**

- 25mm x 1Kg
- (Approx Quantity: 720)



**N25BUCK25**

**Ring Shank Nails**

- 25mm x 2.5Kg
- (Approx Quantity: 1800)



**N25BUCK5**

**Ring Shank Nails**

- 25mm x 5Kg
- (Approx Quantity: 3600)



**N30BUCK1**

**Ring Shank Nails**

- 30mm x 1Kg
- (Approx Quantity: 650)



**N30BUCK25**

**Ring Shank Nails**

- 30mm x 2.5Kg
- (Approx Quantity: 1625)



**N30BUCK5**

**Ring Shank Nails**

- 30mm x 5Kg
- (Approx Quantity: 3250)



**FS-412**

**Scraper**

- 100mm Blade
- 300mm Handle



**FS-125**

**Scraper**

- 125mm Blade
- 500mm Handle



**FS-300**

**Scraper**

- 300mm Blade
- 1300mm Timber Handle



**FS-412-RB**

**Replacement Blades**

- Pack of 10
- Suits FS-412



**FS-125-RB**

**Replacement Blades**

- Pack of 5
- Suits FS-125



**FS-300-RB**

**Replacement Blades**

- Suits FS-300



**RAI-BWSB**

**Raimondi Angled Broom**

- Soft Bristles
- Without Handle



**RAI-AH**

**Raimondi Aluminium Handle**

- 27mm x 1330mm





**TG-4**

**Bostik TG 4**

- Hot Melt Glue Gun



**GS-20**

**Bostik Glue Sticks**

- Pack of 20



**GS-15**

**Bostik Glue Sticks**

- 15 kg Carton
- (Approx Qty 400)



**RM-3005**

**Rubber Mallet**

- Natural White Non Marking Rubber
- 400g



**RM-3008**

**Rubber Mallet**

- Non Marking Hard / Soft
- 250g



**RAI-WRM500**

**Raimondi Rubber Mallet**

- White Non Marking
- 500g



**RAI-WRM1000**

**Raimondi Rubber Mallet**

- White Non Marking
- 1Kg



**RAI-PTB**

**Raimondi Plastic Tile Beater**

- 170 x 370mm
- 1.5Kg



**RAI-RTB**

**Raimondi Rubber Tile Beater**

- 145 x 350mm
- 1.5Kg



**CM-BLUE**

**Chinagraph Marker**

- Blue
- Pack Of 12



**CM-BLACK**

**Chinagraph Marker**

- Black
- Pack Of 12



**CM-RED**

**Chinagraph Marker**

- Red
- Pack Of 12



**RAI-FPR**

**Raimondi Fakiro Plaster Rasp**

- To Remove Irregularities On The Plaster Surface



**RAI-FPRBS**

**Replacement Blades**

- Suit RAI-FPR
- Pack of 6 Blades



**CP-1**

**Carpenters Pencil**



**PUF-2412**

*P.U. Float*

- 240 x 120mm



**PUF-2814**

*P.U. Float*

- 280 x 140mm



**PUF-3218**

*P.U. Float*

- 320 x 180mm



**PUF-3620**

*P.U. Float*

- 360 x 200mm



**PUF-4222**

*P.U. Float*

- 420 x 220mm



**PUF-4824**

*P.U. Float*

- 480 x 240mm



**PUF-5028**

*P.U. Float*

- 500 x 280mm



**PUFD-3414**

*P.U. Float - Dutch*

- 340 x 140/120mm



**PPUF-2680**

*P.U. Float - Pointed*

- 260 x 80mm



**PUD-8012**

*P.U. Float - Darby*

- 800 x 120mm



**PUD-10012**

*P.U. Float - Darby*

- 1000 x 120mm



**PUD-12012**

*P.U. Float - Darby*

- 1200 x 120mm



**PUH-152**

*P.U. Hawk*

- 152 x 152mm



**PUH-330**

*P.U. Hawk*

- 330 x 330mm



**PRF-28142**

*Plastic Float*

- 280 x 140 x 2mm



**PRF-28143**

*Plastic Float*


- 280 x 140 x 3mm



**PPRF-2814**

*Plastic Float - Pointed*

- 280 x 140 x 2mm



**PFC-1219**

*Plastic Float - Waffle*

- 125 x 195mm



**PFC-1824**

*Plastic Float - Waffle*

- 185 x 245mm



### S C-(Colour)

#### BATSEAL Ceramic

- Premium Quality, Ready-For-Use, One Component Silicone Sealant.
- For Sealing Joints in Bathrooms, Connecting Joints, Shower Cabinets, Wash Basins, Floor Joints, etc.
- Large Colour Range
- 300ml Plastic Cartridge, 20 Cartridges per Carton.



- 11 - Translucent
- 12 - White
- 14 - Antique White
- 21 - Silver Grey
- 22 - Light Grey
- 23 - Grey
- 24 - Gunmetal
- 26 - Black
- 31 - Buff
- 32 - Vanilla
- 33 - Ivory
- 34 - Travertine
- 35 - Sand
- 41 - Taupe
- 42 - Beige
- 44 - Mid Brown
- 45 - Espresso
- 46 - Mocha
- 54 - Soft Pink
- 61 - Aluminium

### S S-(Colour)

#### BATSEAL Stone

- Premium Quality, Ready-For-Use, One Component Neutral Cure Silicone Sealant.
- For Sealing of Natural/Artificial Joints in Bathrooms, Connecting Joints, Shower Cabinets, Wash Basins, Floor Joints, etc.
- Selected Colour Range
- 310ml Plastic Cartridge, 20 Cartridges per Carton.



- 11 - Translucent
- 12 - White
- 22 - Light Grey
- 23 - Grey
- 24 - Gunmetal
- 26 - Black
- 31 - Buff
- 34 - Travertine
- 46 - Mocha

### S P-(Colour)

#### BATSEAL Pool

- Premium Quality, Ready-For-Use, One Component Neutral Cure Silicone Sealant.
- For Sealing of Connecting and Expansion Joints In and Around Swimming Pool Areas
- Selected Colour Range
- 310ml Plastic Cartridge, 20 Cartridges per Carton.



- 12 - White
- 22 - Light Grey
- 23 - Grey



100

Please Note: Colours displayed are to be used as a guide only.



**S A-CL-(Size)**

**BATSEAL Clean**

- Premium Quality, Ready-For-Use, Alcohol Based All Purpose Cleaner.
- For Mild But Thorough Cleaning of Tiles, Ceramics, Natural Stones, Plastics and Paint Finished Substrates, Before Applying BATSEAL Silicone.
- Available in 100ml, 200ml, 500ml & 1L
- For Best Results, Apply With Lint Free Cloth To Remove Surface Contaminants.



**S A-PM-(Size)**

**BATSEAL Prime Metals & Plastics**

- Premium Quality, Ready-For-Use Solvent Containing Primers to Optimise the Adhesion of BATSEAL Silicones.
- BATSEAL Prime MP - For Use on Metals and Plastics
- Available in 100ml, 200ml & 500ml



**S A-PS(Size)**

**BATSEAL Prime Stone & Concrete**

- Premium Quality, Ready-For-Use Solvent Containing Primers to Optimise the Adhesion of BATSEAL Silicones.
- BATSEAL Prime SC - For Use on Stone, Artificial Stone and Concrete
- Available in 100ml, 200ml & 500ml



**S A-SC-(Size)**

**BATSEAL Smooth Ceramic**

- Premium Quality, Ready-For-Use Mild Tooling/Smoothing Agent.
- BATSEAL Smooth C - For Use with BATSEAL Ceramic Silicone, General Silicones, Polyurethanes and Acrylic Sealants.
- Available in 100ml, 200ml, 500ml & 1L



**S A-SS-(Size)**

**BATSEAL Smooth Stone**

- Premium Quality, Ready-For-Use Tooling/Smoothing Agent.
- BATSEAL Smooth S - For Use with BATSEAL Stone & Pool
- Available in 100ml, 200ml, 500ml & 1L





**BCAL**

**BATSEAL Caulking Gun - Skeleton**

- Dripless Function
- Metal Grip
- High Quality Construction



**S A-CGP**

**BATSEAL Caulking Gun - Professional**

- Dripless Function
- Metal Grip
- High Quality Construction



**S A-CGT**

**BATSEAL Caulking Gun - Tube**

- Aluminium Tube
- Metal End Caps
- Cartridges & Sausages



**S A-CGA**

**BATSEAL Caulking Gun - Air**

- Pneumatic
- Cartridges & Sausages
- (requires air compressor)



**S A-DSJC**

**Delta Silicone Joint Cutter**



**S A-BR-20**

**Backer Rod**

- 6mm x 20m
- Also Available in 100m Carton (S A-BR-100)



**S A-RB**

**Round Brush**



**SA-CNC**

**Cartridge & Nozzle Cutter**



**S A-APPRAD**

**BATSEAL Applicator Set**

- Radius 4 to 14mm
- Set of 3



**S A-APP45**

**BATSEAL Applicator Set**

- 45 degree 3 to 10mm
- Set of 3



**CSD-ST15-(Colour)**

**Ceramic Soapdish**

- Standard
- 150 x 150mm



**CSD-ST21-(Colour)**

**Ceramic Soapdish**

- Standard
- 200 x 100mm



**CSD-SH21-(Colour)**

**Ceramic Soapdish**

- Shell
- 200 x 100mm



**CSD-CO15-(Colour)**

**Ceramic Soapdish**

- Combo
- 150 x 150mm



**CSD-CO21-(Colour)**

**Ceramic Soapdish**

- Combo
- 200 x 100mm



**CSD-COLT21-(Colour)**

**Ceramic Soapdish**

- Combo - Large Top
- 200 x 100mm



**Colours**

AW - Antique White

VAN - Vanilla

WH - White

**CSD-FOOT21-(Colour)**

**Ceramic Footrest**

- Footrest
- 200 x 100mm



**CSD-PRH21-(Colour)**

**Ceramic Paper Roll Holder**

- Paper Roll Holder
- 200 x 100mm



**CSD-SF31-(Colour)**

**Ceramic Shelf**

- Shelf
- 300 x 100mm



**CSD-SF41-(Colour)**

**Ceramic Shelf**

- Shelf
- 400 x 100mm



**Colours**

AW - Antique White

VAN - Vanilla

WH - White



**BC-MPC-(Size)**

**BATSEAL Multi Purpose Cleaner**

- Water Based Heavy Duty Cleaner
- Developed as a Superior Alternative to Dangerous Chlorinated or Caustic Based Products.
- Removes Grease, Grime, Dirt and Other Surface Contaminants From All Hard Surfaces.
- Low Foaming
- Eco Friendly - Complies With AS4351
- Readily Biodegradable
- Non Flammable
- Non Hazardous
- Non Corrosive
- Non Toxic
- Vary The Dilution Depending on The Specific Cleaning Requirements.



Available in 1L & 5L  
(Other Sizes Available on Request)


**BC-A350**

**BATSEAL Aerosol Sealer**

- Penetrating Sealer
- Aerosol Convenience
- Developed as a Superior Long Lasting Penetrating Sealer to Protect Against Water and Oil-Based Stains.
- Unique Formulation to Provide up to 15 Years or More Continuous Protection.
- Non Yellowing and UV Protected
- Prevents Mould, Mildew and Algae
- Can be Applied to Newly Grouted Areas
- Suitable for All Types of Porous Grout, Tile and Masonry Surfaces Including:
- Concrete
- Terracotta
- Sandstone
- Limestone
- Porcelain
- Marble
- Granite
- Brick



Available in 350gm Aerosol



Available in 1L, 4L & 20L  
(Other Sizes Available on Request)

### BC-LPS-(Size)

#### **BATSEAL L.P.S. Penetrating Sealer**

- Low Porosity Sealer
- Developed as a Superior Long Lasting Penetrating Sealer to Protect Against Water and Oil-Based Stains.
- Unique Formulation to Provide up to 15 Years or More Continuous Protection.
- Non Yellowing and UV Protected
- Prevents Mould, Mildew and Algae
- Can be Applied to Newly Grouted Areas
- Slow Drying Formula for Dense and Polished Surfaces Including:
  - Porcelain
  - Marble
  - Granite
  - Terrazzo
  - Bluestone



Available in 1L, 4L & 20L  
(Other Sizes Available on Request)

### BC-HPS-(Size)

#### **BATSEAL H.P.S. Penetrating Sealer**

- High Porosity Sealer
- Developed as a Superior Long Lasting Penetrating Sealer to Protect Against Water and Oil-Based Stains.
- Unique Formulation to Provide up to 15 Years or More Continuous Protection.
- Non Yellowing and UV Protected
- Prevents Mould, Mildew and Algae
- Can be Applied to Newly Grouted Areas
- Fast Drying Formula for Porous Surfaces Including:
  - Concrete
  - Brick
  - Terracotta
  - Sandstone
  - Limestone
  - Stucco
  - Saltillo
  - Slate
  - Grout







# **B.A.T. TRIMS PTY. LTD.**

*email: [sales@battrims.com](mailto:sales@battrims.com)  
website: [www.battrims.com](http://www.battrims.com)  
Melbourne: 03 9797 7900*

*Brisbane: 07 3482 2175  
Sydney: 02 9721 2275  
Perth: 08 9303 9827  
Adelaide: 08 8345 1248  
Albury: 02 6025 1855  
Townsville: 07 4775 6956*